TUESDAY 27/10/2026

Daily Summary for Amman Stock Exchange

VALUE TRADED (JD)

	2025	2026	NET CHANGE	CHANGE (%)
Daily	14,618,036	11,520,374	-3,097,662	-21.19%
Cumulative (1/10-27/10)	237,624,006	252,920,088	15,296,082	6.44%
Cumulative (4/1-27/10)	1,738,425,787	2,734,939,130	996,513,343	57.32%

NO. OF SHARES TRADED

	2025	2026	NET CHANGE	CHANGE (%)
Daily	6,156,330	4,776,823	-1,379,507	-22.41%
Cumulative (1/10-27/10)	110,282,722	108,922,102	-1,360,620	-1.23%
Cumulative (4/1-27/10)	854,821,796	1,069,915,073	215,093,277	25.16%

NO. OF TRANSACTIONS

	2025	2026	NET CHANGE	CHANGE (%)
Daily	3,793	4,896	1,103	29.08%
Cumulative (1/10-27/10)	79,157	97,565	18,408	23.26%
Cumulative (4/1-27/10)	590,834	844,585	253,751	42.95%

SOME FINANCIAL RATIOS FOR THE ASE (27/10/2026)

SECTOR	P/E	P/BV	DIVIDEND YIELD (%)	TURNOVER (%)
FINANCIAL	9.941	1.043	4.715	0.051
SERVICES	13.632	1.647	4.330	0.121
INDUSTRY	14.081	2.650	5.239	0.101
OVERALL	11.507	1.509	5.007	0.072

ASE GENERAL FREE FLOAT WEIGHTED INDEX ASEGI (1999=1000)

	MONDAY 26/10/2026	TUESDAY 27/10/2026	% CHANGE	
			DAY BEFORE	YTD
GENERAL INDEX ASEGI	4150.2	4153.5	0.08%	15.00%
FINANCIAL	4062.8	4066.2	0.08%	7.70%
SERVICES	2895.4	2891.7	-0.13%	33.11%
INDUSTRY	10071.8	10110.7	0.39%	13.95%

ASE FREE FLOAT WEIGHTED INDEX ASE20 (2014=1000)

	2241.7	2243.8	0.09%	13.40%

TOTAL RETURN INDEX ASETR (2021=1074)

	3101.5	3104.3	0.09%	19.30%

ASE WEIGHTED INDEX (1991=1000)

	MONDAY 26/10/2026	TUESDAY 27/10/2026	% CHANGE	
			DAY BEFORE	YTD
GENERAL	7809.3	7835.1	0.33%	11.04%
BANKS	10182.5	10220.5	0.37%	8.23%
INSURANCE	2187.6	2182.4	-0.24%	22.38%
SERVICES	1308.8	1306.8	-0.15%	20.13%
INDUSTRY	12681.9	12735.4	0.42%	11.68%

MARKET INDICES WEIGHTED BY FREE FLOAT MARKET CAP. (2012=1000)

	MONDAY 26/10/2026	TUESDAY 27/10/2026	% CHANGE	
			DAY BEFORE	YTD
FIRST MARKET	2340.2	2342.2	0.08%	14.82%
SECOND MARKET	1198.4	1195.2	-0.26%	16.90%

MARKET CAPITALIZATION (JD)

	29,143,000,038	29,234,622,794	0.31%	10.28%

VALUE TRADED FROM 14/10 TO 27/10/2026

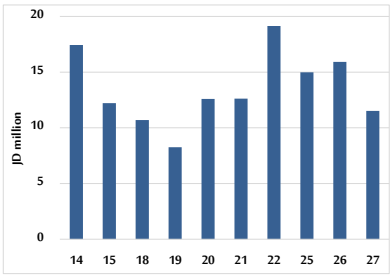

VALUE TRADED BY SECTOR TUESDAY 27/10/2026

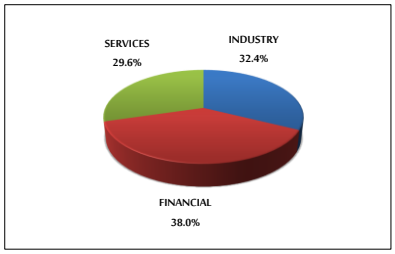

ASE GENERAL FREE FLOAT WEIGHTED INDEX 14/10 TO 27/10/2026

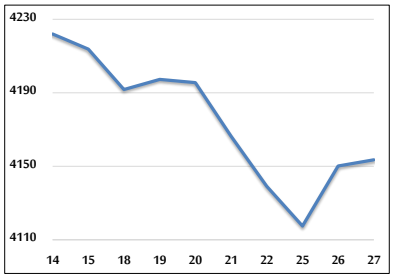

ASE20 INDEX & ASETR INDEX FROM 14/10 TO 27/10/2026

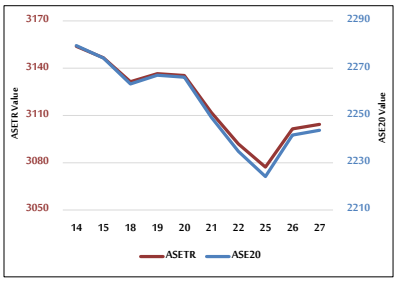

ASE WEIGHTED INDEX FROM 14/10 TO 27/10/2026

