

Daily Summary for Amman Stock Exchange

VALUE TRADED (JD)

	2023	2024	NET CHANGE	CHANGE (%)
Daily	5,517,950	3,880,159	-1,637,791	-29.68%
Cumulative (2/6-3/6)	9,589,117	8,737,519	-851,598	-8.88%
Cumulative (2/1-3/6)	770,876,919	565,514,037	-205,362,882	-26.64%

NO. OF SHARES TRADED

	2023	2024	NET CHANGE	CHANGE (%)
Daily	3,853,273	3,312,373	-540,900	-14.04%
Cumulative (2/6-3/6)	6,660,641	6,805,910	145,269	2.18%
Cumulative (2/1-3/6)	515,013,658	383,342,469	-131,671,189	-25.57%

NO. OF TRANSACTIONS

	2023	2024	NET CHANGE	CHANGE (%)
Daily	3,552	2,960	-592	-16.67%
Cumulative (2/6-3/6)	5,923	5,668	-255	-4.31%
Cumulative (2/1-3/6)	330,232	248,228	-82,004	-24.83%

SOME FINANCIAL RATIOS FOR THE ASE (3/6/2024)

SECTOR	P/E	P/BV	DIVIDEND YIELD (%)	TURNOVER (%)
FINANCIAL	8.693	0.754	5.942	0.048
SERVICES	12.109	1.306	5.937	0.056
INDUSTRY	8.034	1.399	8.164	0.081
OVERALL	8.323	0.960	7.070	0.054

STOCK PRICE INDEX WEIGHTED BY FREE FLOAT MARKET CAPITALIZATION (1999=1000)

	SUNDAY 02/06/2024	MONDAY 03/06/2024	% CHANGE	
			DAY BEFORE	YTD
GENERAL	2409.5	2415.5	0.25%	-0.65%
FINANCIAL	2631.8	2635.5	0.14%	-3.43%
SERVICES	1691.8	1698.1	0.37%	3.29%
INDUSTRY	4803.5	4824.0	0.43%	2.23%

STOCK PRICE INDEX WEIGHTED BY FREE FLOAT MARKET CAPITALIZATION ASE20 (2014=1000)

	1298.8	1302.2	0.26%	-0.50%
--	--------	--------	-------	--------

Total Return Index ASETR (2021=1074)

	1586.4	1590.5	0.26%	6.86%
--	--------	--------	-------	-------

STOCK PRICE INDEX WEIGHTED BY MARKET CAPITALIZATION (1991=1000)

	SUNDAY 02/06/2024	MONDAY 03/06/2024	% CHANGE	
			DAY BEFORE	YTD
GENERAL	4364.7	4374.9	0.23%	-0.94%
BANKS	6484.0	6483.1	-0.01%	-3.75%
INSURANCE	1338.8	1347.0	0.62%	4.83%
SERVICES	888.4	888.3	-0.01%	1.10%
INDUSTRY	5799.9	5836.7	0.64%	2.28%

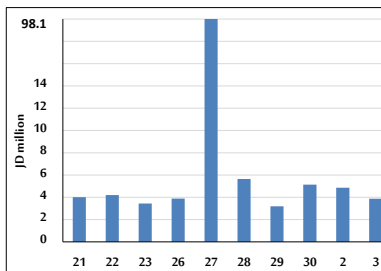
STOCK PRICE MARKET INDEX WEIGHTED BY FREE FLOAT MARKET CAP. (2012=1000)

	SUNDAY 02/06/2024	MONDAY 03/06/2024	% CHANGE	
			DAY BEFORE	YTD
FIRST MARKET	1347.4	1351.1	0.27%	-0.58%
SECOND MARKET	846.8	846.6	-0.02%	-2.04%

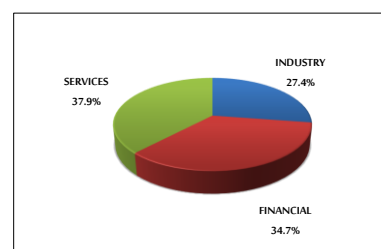
MARKET CAPITALIZATION (JD)

	16,629,052,122	16,662,680,893	0.20%	-1.63%
--	----------------	----------------	-------	--------

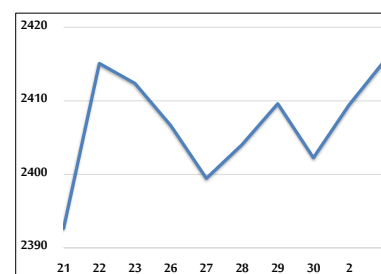
VALUE TRADED FROM 21/5 TO 3/6/2024



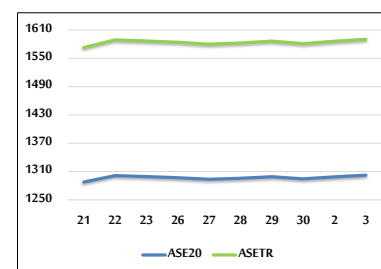
VALUE TRADED BY SECTOR MONDAY 3/6/2024



GENERAL FREE FLOAT PRICE INDEX FROM 21/5 TO 3/6/2024



ASE20 and ASETR FREE FLOAT PRICE INDEX FROM 21/5 TO 3/6/2024



STOCK PRICE INDEX FROM 21/5 TO 3/6/2024

