

Daily Summary for Amman Stock Exchange

VALUE TRADED (JD)

	2023	2024	NET CHANGE	CHANGE (%)
Daily	3,030,976	3,616,608	585,632	19.32%
Cumulative (2/6-4/6)	12,620,093	12,354,127	-265,966	-2.11%
Cumulative (2/1-4/6)	773,907,895	569,130,645	-204,777,250	-26.46%

NO. OF SHARES TRADED

	2023	2024	NET CHANGE	CHANGE (%)
Daily	2,369,422	2,834,873	465,451	19.64%
Cumulative (2/6-4/6)	9,030,063	9,640,783	610,720	6.76%
Cumulative (2/1-4/6)	517,383,080	386,177,342	-131,205,738	-25.36%

NO. OF TRANSACTIONS

	2023	2024	NET CHANGE	CHANGE (%)
Daily	2,240	2,367	127	5.67%
Cumulative (2/6-4/6)	8,163	8,035	-128	-1.57%
Cumulative (2/1-4/6)	332,472	250,595	-81,877	-24.63%

SOME FINANCIAL RATIOS FOR THE ASE (4/6/2024)

SECTOR	P/E	P/BV	DIVIDEND YIELD (%)	TURNOVER (%)
FINANCIAL	8.694	0.754	5.941	0.042
SERVICES	12.116	1.307	5.934	0.036
INDUSTRY	8.047	1.401	8.151	0.085
OVERALL	8.329	0.960	7.065	0.046

STOCK PRICE INDEX WEIGHTED BY FREE FLOAT MARKET CAPITALIZATION (1999=1000)

	MONDAY 03/06/2024	TUESDAY 04/06/2024	% CHANGE	
			DAY BEFORE	YTD
GENERAL	2415.5	2413.8	-0.07%	-0.72%
FINANCIAL	2635.5	2633.6	-0.07%	-3.49%
SERVICES	1698.1	1695.0	-0.18%	3.10%
INDUSTRY	4824.0	4830.9	0.14%	2.38%

STOCK PRICE INDEX WEIGHTED BY FREE FLOAT MARKET CAPITALIZATION ASE20 (2014=1000)

	1302.2	1301.5	-0.05%	-0.56%
--	--------	--------	--------	--------

Total Return Index ASETR (2021=1074)

	1590.5	1589.7	-0.05%	6.80%
--	--------	--------	--------	-------

STOCK PRICE INDEX WEIGHTED BY MARKET CAPITALIZATION (1991=1000)

	MONDAY 03/06/2024	TUESDAY 04/06/2024	% CHANGE	
			DAY BEFORE	YTD
GENERAL	4374.9	4377.7	0.07%	-0.87%
BANKS	6483.1	6485.7	0.04%	-3.71%
INSURANCE	1347.0	1348.8	0.13%	4.97%
SERVICES	888.3	888.2	-0.01%	1.09%
INDUSTRY	5836.7	5843.8	0.12%	2.40%

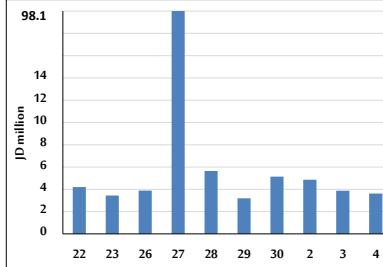
STOCK PRICE MARKET INDEX WEIGHTED BY FREE FLOAT MARKET CAP. (2012=1000)

	MONDAY 03/06/2024	TUESDAY 04/06/2024	% CHANGE	
			DAY BEFORE	YTD
FIRST MARKET	1351.1	1350.8	-0.02%	-0.60%
SECOND MARKET	846.6	842.0	-0.55%	-2.58%

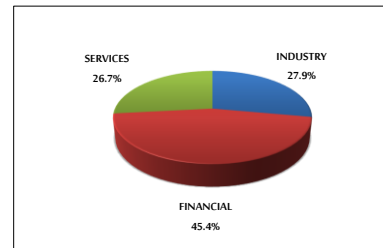
MARKET CAPITALIZATION (JD)

	16,662,680,893	16,674,100,854	0.07%	-1.56%
--	----------------	----------------	-------	--------

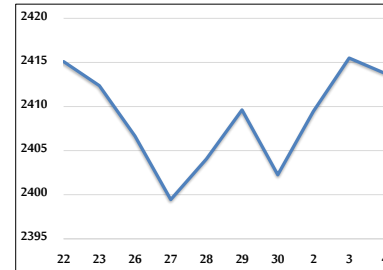
VALUE TRADED FROM 22/5 TO 4/6/2024



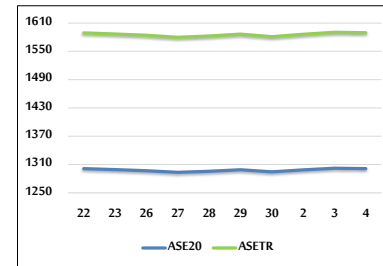
VALUE TRADED BY SECTOR TUESDAY 4/6/2024



GENERAL FREE FLOAT PRICE INDEX FROM 22/5 TO 4/6/2024



ASE20 and ASETR FREE FLOAT PRICE INDEX FROM 22/5 TO 4/6/2024



STOCK PRICE INDEX FROM 22/5 TO 4/6/2024

