

Daily Summary for Amman Stock Exchange

VALUE TRADED (JD)

	2022	2023	NET CHANGE	CHANGE (%)
Daily	5,667,751	6,950,521	1,282,770	22.63%
Cumulative (2/1-2/1)	5,667,751	6,950,521	1,282,770	22.63%
Cumulative (2/1-2/1)	5,667,751	6,950,521	1,282,770	22.63%

NO. OF SHARES TRADED

	2022	2023	NET CHANGE	CHANGE (%)
Daily	5,641,425	4,675,088	-966,337	-17.13%
Cumulative (2/1-2/1)	5,641,425	4,675,088	-966,337	-17.13%
Cumulative (2/1-2/1)	5,641,425	4,675,088	-966,337	-17.13%

NO. OF TRANSACTIONS

	2022	2023	NET CHANGE	CHANGE (%)
Daily	2,547	2,127	-420	-16.49%
Cumulative (2/1-2/1)	2,547	2,127	-420	-16.49%
Cumulative (2/1-2/1)	2,547	2,127	-420	-16.49%

SOME FINANCIAL RATIOS FOR THE ASE (2/1/2023)

SECTOR	P/E	P/BV	DIVIDEND YIELD (%)	TURNOVER (%)
FINANCIAL	14.551	0.872	4.732	0.033
SERVICES	18.893	1.450	4.002	0.108
INDUSTRY	11.801	2.609	4.319	0.293
OVERALL	13.241	1.250	4.598	0.077

STOCK PRICE INDEX WEIGHTED BY FREE FLOAT MARKET CAPITALIZATION (1999=1000)

	THURSDAY 29/12/2022	MONDAY 02/01/2023	% CHANGE	
			DAY BEFORE	YTD
GENERAL	2501.6	2510.5	0.36%	0.36%
FINANCIAL	2692.2	2694.2	0.07%	0.07%
SERVICES	1740.8	1747.5	0.39%	0.39%
INDUSTRY	5292.3	5353.2	1.15%	1.15%

STOCK PRICE INDEX WEIGHTED BY FREE FLOAT MARKET CAPITALIZATION ASE20 (2014=1000)

	1345.3	1352.0	0.49%	0.49%
--	--------	--------	-------	-------

Total Return Index ASETR (2021=1074)

	1430.2	1437.2	0.50%	0.50%
--	--------	--------	-------	-------

STOCK PRICE INDEX WEIGHTED BY MARKET CAPITALIZATION (1991=1000)

	THURSDAY 29/12/2022	MONDAY 02/01/2023	% CHANGE	
			DAY BEFORE	YTD
GENERAL	4730.4	4752.5	0.47%	0.47%
BANKS	6753.7	6737.3	-0.24%	-0.24%
INSURANCE	1331.7	1331.4	-0.02%	-0.02%
SERVICES	852.1	852.8	0.08%	0.08%
INDUSTRY	6882.1	6980.9	1.44%	1.44%

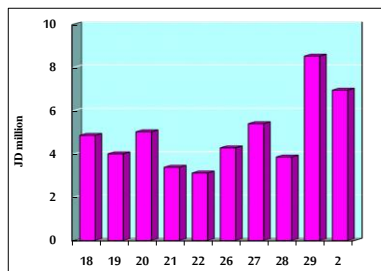
STOCK PRICE MARKET INDEX WEIGHTED BY FREE FLOAT MARKET CAP. (2012=1000)

	THURSDAY 29/12/2022	MONDAY 02/01/2023	% CHANGE	
			DAY BEFORE	YTD
FIRST MARKET	1408.6	1413.1	0.32%	0.32%
SECOND MARKET	788.5	789.2	0.09%	0.09%

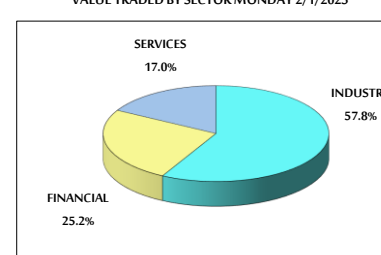
MARKET CAPITALIZATION (JD)

	18,003,759,112	18,078,592,509	0.42%	0.42%
--	----------------	----------------	-------	-------

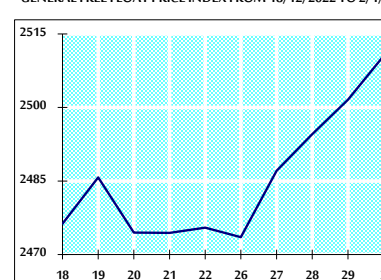
VALUE TRADED FROM 18/12/2022 TO 2/1/2023



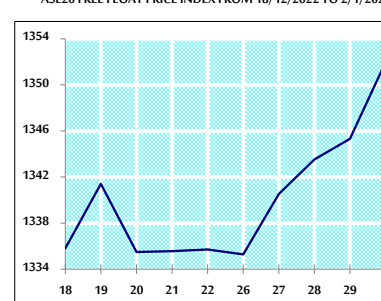
VALUE TRADED BY SECTOR MONDAY 2/1/2023



GENERAL FREE FLOAT PRICE INDEX FROM 18/12/2022 TO 2/1/2023



ASE20 FREE FLOAT PRICE INDEX FROM 18/12/2022 TO 2/1/2023



GENERAL PRICE INDEX FROM 18/12/2022 TO 2/1/2023

