

Daily Summary for Amman Stock Exchange

VALUE TRADED (JD)

	2022	2023	NET CHANGE	CHANGE (%)
Daily	18,642,227	4,496,718	-14,145,509	-75.88%
Cumulative (1/5-7/5)	81,509,497	26,606,430	-54,903,067	-67.36%
Cumulative (2/1-7/5)	644,955,700	672,121,491	27,165,791	4.21%

NO. OF SHARES TRADED

	2022	2023	NET CHANGE	CHANGE (%)
Daily	8,175,627	4,784,819	-3,390,808	-41.47%
Cumulative (1/5-7/5)	31,960,816	21,832,625	-10,128,191	-31.69%
Cumulative (2/1-7/5)	384,156,351	426,541,679	42,385,328	11.03%

NO. OF TRANSACTIONS

	2022	2023	NET CHANGE	CHANGE (%)
Daily	5,044	2,950	-2,094	-41.51%
Cumulative (1/5-7/5)	22,993	15,148	-7,845	-34.12%
Cumulative (2/1-7/5)	258,737	272,648	13,911	5.38%

SOME FINANCIAL RATIOS FOR THE ASE (7/5/2023)

SECTOR	P/E	P/BV	DIVIDEND YIELD (%)	TURNOVER (%)
FINANCIAL	9.775	0.798	5.767	0.040
SERVICES	9.824	1.349	6.517	0.075
INDUSTRY	4.907	1.710	6.778	0.325
OVERALL	6.788	1.064	6.510	0.079

STOCK PRICE INDEX WEIGHTED BY FREE FLOAT MARKET CAPITALIZATION (1999=1000)

	THURSDAY 04/05/2023	SUNDAY 07/05/2023	% CHANGE	
			DAY BEFORE	YTD
GENERAL	2456.1	2444.6	-0.47%	-2.28%
FINANCIAL	2633.6	2630.2	-0.13%	-2.31%
SERVICES	1733.1	1726.1	-0.40%	-0.84%
INDUSTRY	5158.2	5074.0	-1.63%	-4.13%

STOCK PRICE INDEX WEIGHTED BY FREE FLOAT MARKET CAPITALIZATION ASE20 (2014=1000)

	THURSDAY 04/05/2023	SUNDAY 07/05/2023	% CHANGE
	1324.9	1317.3	-0.57%

Total Return Index ASETR (2021=1074)

	THURSDAY 04/05/2023	SUNDAY 07/05/2023	% CHANGE
	1505.0	1496.4	-0.57%

STOCK PRICE INDEX WEIGHTED BY MARKET CAPITALIZATION (1991=1000)

	THURSDAY 04/05/2023	SUNDAY 07/05/2023	% CHANGE	
			DAY BEFORE	YTD
GENERAL	4588.9	4546.5	-0.92%	-3.89%
BANKS	6465.8	6456.4	-0.15%	-4.40%
INSURANCE	1304.2	1289.5	-1.13%	-3.17%
SERVICES	878.3	878.8	0.06%	3.14%
INDUSTRY	6659.2	6517.1	-2.13%	-5.30%

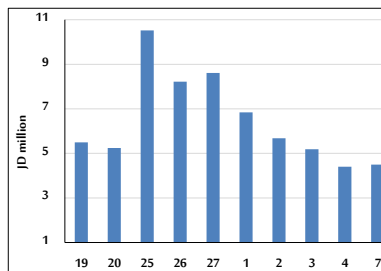
STOCK PRICE MARKET INDEX WEIGHTED BY FREE FLOAT MARKET CAP. (2012=1000)

	THURSDAY 04/05/2023	SUNDAY 07/05/2023	% CHANGE	
			DAY BEFORE	YTD
FIRST MARKET	1379.9	1372.6	-0.53%	-2.55%
SECOND MARKET	785.6	790.1	0.57%	0.20%

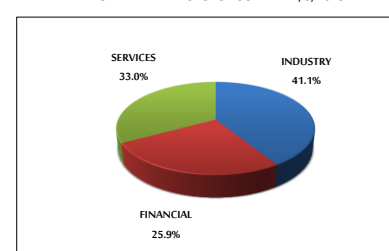
MARKET CAPITALIZATION (JD)

	THURSDAY 04/05/2023	SUNDAY 07/05/2023	% CHANGE
	17,476,613,993	17,322,190,925	-0.88%

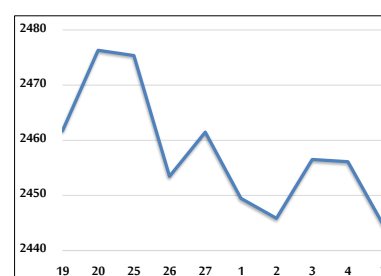
VALUE TRADED FROM 19/4 TO 7/5/2023



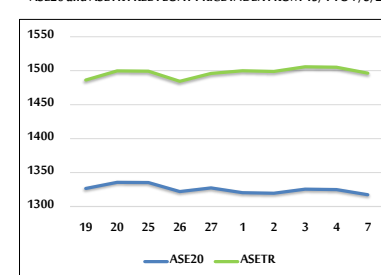
VALUE TRADED BY SECTOR SUNDAY 7/5/2023



GENERAL FREE FLOAT PRICE INDEX FROM 19/4 TO 7/5/2023



ASE20 and ASETR FREE FLOAT PRICE INDEX FROM 19/4 TO 7/5/2023



STOCK PRICE INDEX FROM 19/4 TO 7/5/2023

