

Daily Summary for Amman Stock Exchange

VALUE TRADED (JD)

	2022	2023	NET CHANGE	CHANGE (%)
Daily	-	5,825,499	-	-
Cumulative (1/10-30/10)	117,623,716	98,934,866	-18,688,850	-15.89%
Cumulative (2/1-30/10)	1,685,713,802	1,273,485,541	-412,228,261	-24.45%

NO. OF SHARES TRADED

	2022	2023	NET CHANGE	CHANGE (%)
Daily	-	6,961,433	-	-
Cumulative (1/10-30/10)	80,927,047	101,327,961	20,400,914	25.21%
Cumulative (2/1-30/10)	969,297,461	940,312,738	-28,984,723	-2.99%

NO. OF TRANSACTIONS

	2022	2023	NET CHANGE	CHANGE (%)
Daily	-	2,133	-	-
Cumulative (1/10-30/10)	54,812	51,096	-3,716	-6.78%
Cumulative (2/1-30/10)	636,466	583,319	-53,147	-8.35%

SOME FINANCIAL RATIOS FOR THE ASE (30/10/2023)

SECTOR	P/E	P/BV	DIVIDEND YIELD (%)	TURNOVER (%)
FINANCIAL	8.885	0.809	5.688	0.069
SERVICES	11.929	1.318	6.665	0.049
INDUSTRY	5.320	1.560	7.427	0.416
OVERALL	7.002	1.021	6.695	0.111

STOCK PRICE INDEX WEIGHTED BY FREE FLOAT MARKET CAPITALIZATION (1999=1000)

	SUNDAY 29/10/2023	MONDAY 30/10/2023	% CHANGE	
			DAY BEFORE	YTD
GENERAL	2414.1	2422.6	0.36%	-3.16%
FINANCIAL	2670.0	2684.9	0.56%	-0.27%
SERVICES	1669.3	1669.9	0.03%	-4.08%
INDUSTRY	4756.4	4764.6	0.17%	-9.97%

STOCK PRICE INDEX WEIGHTED BY FREE FLOAT MARKET CAPITALIZATION ASE20 (2014=1000)

	1298.6	1303.9	0.41%	-3.08%
--	--------	--------	-------	--------

Total Return Index ASETR (2021=1074)

	1476.9	1482.9	0.41%	3.69%
--	--------	--------	-------	-------

STOCK PRICE INDEX WEIGHTED BY MARKET CAPITALIZATION (1991=1000)

	SUNDAY 29/10/2023	MONDAY 30/10/2023	% CHANGE	
			DAY BEFORE	YTD
GENERAL	4390.7	4409.6	0.43%	-6.78%
BANKS	6531.5	6584.7	0.81%	-2.50%
INSURANCE	1254.5	1254.5	0.00%	-5.80%
SERVICES	873.0	872.1	-0.11%	2.34%
INDUSTRY	5871.1	5876.9	0.10%	-14.61%

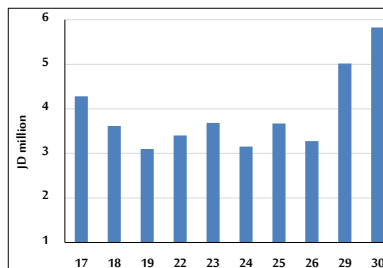
STOCK PRICE MARKET INDEX WEIGHTED BY FREE FLOAT MARKET CAP. (2012=1000)

	SUNDAY 29/10/2023	MONDAY 30/10/2023	% CHANGE	
			DAY BEFORE	YTD
FIRST MARKET	1347.9	1353.2	0.40%	-3.93%
SECOND MARKET	845.8	847.6	0.21%	7.49%

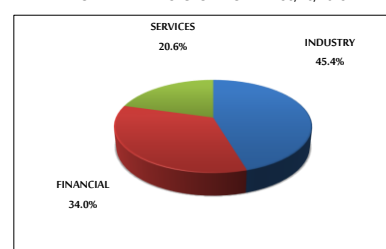
MARKET CAPITALIZATION (JD)

	16,844,291,946	16,917,828,411	0.44%	-6.03%
--	----------------	----------------	-------	--------

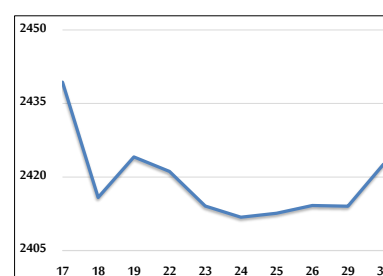
VALUE TRADED FROM 17/10 TO 30/10/2023



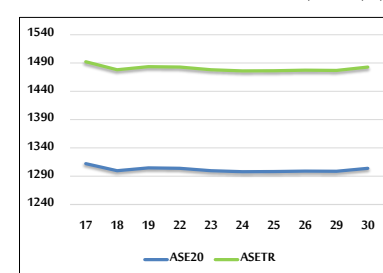
VALUE TRADED BY SECTOR MONDAY 30/10/2023



GENERAL FREE FLOAT PRICE INDEX FROM 17/10 TO 30/10/2023



ASE20 and ASETR FREE FLOAT PRICE INDEX FROM 17/10 TO 30/10/2023



STOCK PRICE INDEX FROM 17/10 TO 30/10/2023

