

## Daily Summary for Amman Stock Exchange

### VALUE TRADED (JD)

	2021	2022	NET CHANGE	CHANGE (%)
Daily	7,786,911	5,231,402	-2,555,509	-32.82%
Cumulative (2/1-13/1)	84,960,461	56,199,226	-28,761,235	-33.85%
Cumulative (2/1-13/1)	84,960,461	56,199,226	-28,761,235	-33.85%

### NO. OF SHARES TRADED

	2021	2022	NET CHANGE	CHANGE (%)
Daily	8,931,209	4,393,872	-4,537,337	-50.80%
Cumulative (2/1-13/1)	112,460,165	41,963,338	-70,496,827	-62.69%
Cumulative (2/1-13/1)	112,460,165	41,963,338	-70,496,827	-62.69%

### NO. OF TRANSACTIONS

	2021	2022	NET CHANGE	CHANGE (%)
Daily	2,911	3,108	197	6.77%
Cumulative (2/1-13/1)	30,676	29,485	-1,191	-3.88%
Cumulative (2/1-13/1)	30,676	29,485	-1,191	-3.88%

### SOME FINANCIAL RATIOS FOR THE ASE (13/1/2022)

SECTOR	P/E	P/BV	DIVIDEND YIELD (%)	TURNOVER (%)
FINANCIAL	36.289	0.901	3.157	0.050
SERVICES	-	1.295	2.209	0.135
INDUSTRY	28.402	2.129	2.637	0.073
OVERALL	38.109	1.147	2.874	0.070

### STOCK PRICE INDEX WEIGHTED BY FREE FLOAT MARKET CAPITALIZATION (1999=1000)

	WEDNESDAY 12/01/2022	THURSDAY 13/01/2022	% CHANGE	
			DAY BEFORE	YTD
GENERAL	2176.3	2194.3	0.83%	3.57%
FINANCIAL	2694.4	2723.8	1.09%	4.58%
SERVICES	1352.3	1359.6	0.54%	2.43%
INDUSTRY	3671.6	3673.4	0.05%	0.20%

### STOCK PRICE INDEX WEIGHTED BY FREE FLOAT MARKET CAPITALIZATION ASE20 (2014=1000)

	1111.5	1122.9	1.03%	4.52%
--	--------	--------	-------	-------

### STOCK PRICE INDEX WEIGHTED BY MARKET CAPITALIZATION (1991=1000)

	WEDNESDAY 12/01/2022	THURSDAY 13/01/2022	% CHANGE	
			DAY BEFORE	YTD
GENERAL	4098.7	4125.1	0.64%	2.99%
BANKS	6807.3	6871.7	0.95%	4.65%
INSURANCE	1378.9	1378.9	0.00%	3.80%
SERVICES	797.7	798.4	0.09%	2.04%
INDUSTRY	4712.3	4732.0	0.42%	0.67%

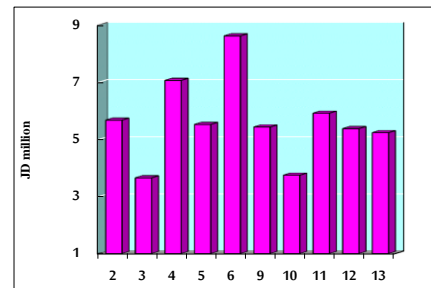
### STOCK PRICE MARKET INDEX WEIGHTED BY FREE FLOAT MARKET CAP. (2012=1000)

	WEDNESDAY 12/01/2022	THURSDAY 13/01/2022	% CHANGE	
			DAY BEFORE	YTD
FIRST MARKET	1181.2	1192.3	0.94%	4.14%
SECOND MARKET	938.7	939.0	0.03%	0.26%

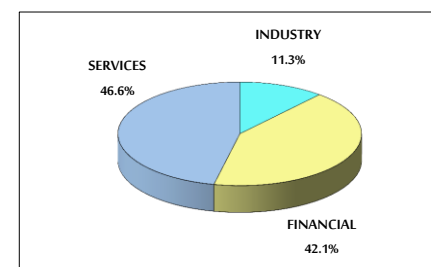
### MARKET CAPITALIZATION (JD)

	15,803,179,256	15,899,910,877	0.61%	2.61%
--	----------------	----------------	-------	-------

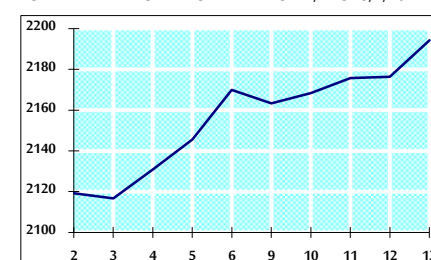
### VALUE TRADED FROM 2/1 TO 13/1/2022



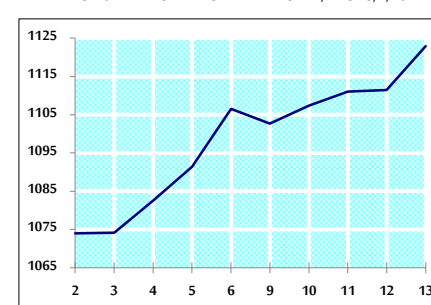
### VALUE TRADED BY SECTOR THURSDAY 13/1/2022



### GENERAL FREE FLOAT PRICE INDEX FROM 2/1 TO 13/1/2022



### ASE20 FREE FLOAT PRICE INDEX FROM 2/1 TO 13/1/2022



### GENERAL PRICE INDEX FROM 2/1 TO 13/1/2022

