

Daily Summary for Amman Stock Exchange

VALUE TRADED (JD)

	2021	2022	NET CHANGE	CHANGE (%)
Daily	6,244,890	5,939,081	-305,809	-4.90%
Cumulative (2/1-25/1)	195,073,852	95,977,491	-99,096,361	-50.80%
Cumulative (2/1-25/1)	195,073,852	95,977,491	-99,096,361	-50.80%

NO. OF SHARES TRADED

	2021	2022	NET CHANGE	CHANGE (%)
Daily	5,963,858	4,166,205	-1,797,653	-30.14%
Cumulative (2/1-25/1)	181,743,670	74,092,575	-107,651,095	-59.23%
Cumulative (2/1-25/1)	181,743,670	74,092,575	-107,651,095	-59.23%

NO. OF TRANSACTIONS

	2021	2022	NET CHANGE	CHANGE (%)
Daily	3,264	2,674	-590	-18.08%
Cumulative (2/1-25/1)	56,309	51,910	-4,399	-7.81%
Cumulative (2/1-25/1)	56,309	51,910	-4,399	-7.81%

SOME FINANCIAL RATIOS FOR THE ASE (25/1/2022)

SECTOR	P/E	P/BV	DIVIDEND YIELD (%)	TURNOVER (%)
FINANCIAL	36.262	0.900	3.160	0.055
SERVICES	-	1.295	2.209	0.104
INDUSTRY	28.447	2.132	2.633	0.068
OVERALL	38.102	1.146	2.874	0.067

STOCK PRICE INDEX WEIGHTED BY FREE FLOAT MARKET CAPITALIZATION (1999=1000)

	MONDAY 24/01/2022	TUESDAY 25/01/2022	% CHANGE	
			DAY BEFORE	YTD
GENERAL	2175.9	2187.9	0.55%	3.27%
FINANCIAL	2702.1	2723.3	0.78%	4.56%
SERVICES	1347.8	1350.8	0.22%	1.76%
INDUSTRY	3651.0	3648.0	-0.08%	-0.49%

STOCK PRICE INDEX WEIGHTED BY FREE FLOAT MARKET CAPITALIZATION ASE20 (2014=1000)

	1114.3	1122.7	0.76%	4.50%
--	--------	--------	-------	-------

STOCK PRICE INDEX WEIGHTED BY MARKET CAPITALIZATION (1991=1000)

	MONDAY 24/01/2022	TUESDAY 25/01/2022	% CHANGE	
			DAY BEFORE	YTD
GENERAL	4105.3	4124.3	0.46%	2.97%
BANKS	6814.2	6871.7	0.84%	4.65%
INSURANCE	1380.2	1380.9	0.05%	3.95%
SERVICES	795.3	798.0	0.34%	1.99%
INDUSTRY	4734.0	4730.0	-0.09%	0.63%

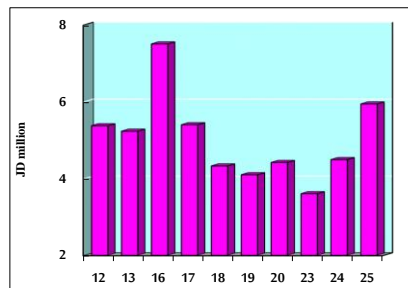
STOCK PRICE MARKET INDEX WEIGHTED BY FREE FLOAT MARKET CAP. (2012=1000)

	MONDAY 24/01/2022	TUESDAY 25/01/2022	% CHANGE	
			DAY BEFORE	YTD
FIRST MARKET	1183.4	1190.8	0.62%	4.01%
SECOND MARKET	923.4	924.2	0.08%	-1.32%

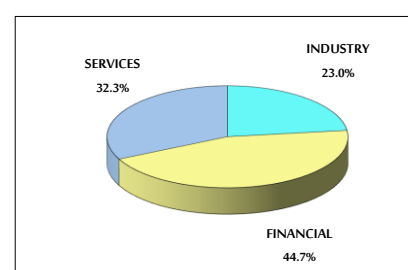
MARKET CAPITALIZATION (JD)

	15,832,094,307	15,899,704,988	0.43%	2.61%
--	----------------	----------------	-------	-------

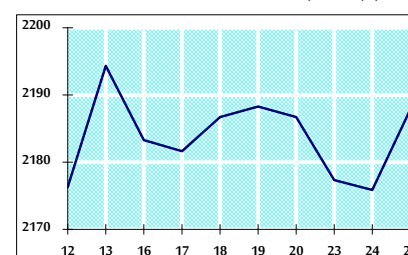
VALUE TRADED FROM 12/1 TO 25/1/2022



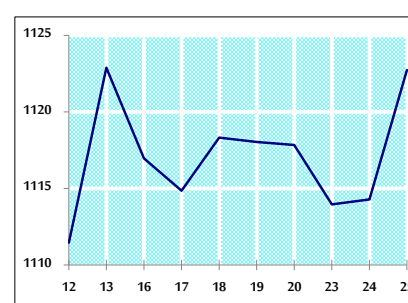
VALUE TRADED BY SECTOR TUESDAY 25/1/2022



GENERAL FREE FLOAT PRICE INDEX FROM 12/1 TO 25/1/2022



ASE20 FREE FLOAT PRICE INDEX FROM 12/1 TO 25/1/2022



GENERAL PRICE INDEX FROM 12/1 TO 25/1/2022

