

Daily Summary for Amman Stock Exchange

VALUE TRADED (JD)

	2021	2022	NET CHANGE	CHANGE (%)
Daily	5,984,557	3,123,459	-2,861,098	-47.81%
Cumulative (2/1-26/1)	201,058,409	99,100,950	-101,957,459	-50.71%
Cumulative (2/1-26/1)	201,058,409	99,100,950	-101,957,459	-50.71%

NO. OF SHARES TRADED

	2021	2022	NET CHANGE	CHANGE (%)
Daily	6,703,015	2,780,801	-3,922,214	-58.51%
Cumulative (2/1-26/1)	188,446,685	76,873,376	-111,573,309	-59.21%
Cumulative (2/1-26/1)	188,446,685	76,873,376	-111,573,309	-59.21%

NO. OF TRANSACTIONS

	2021	2022	NET CHANGE	CHANGE (%)
Daily	3,054	2,297	-757	-24.79%
Cumulative (2/1-26/1)	59,363	54,207	-5,156	-8.69%
Cumulative (2/1-26/1)	59,363	54,207	-5,156	-8.69%

SOME FINANCIAL RATIOS FOR THE ASE (26/1/2022)

SECTOR	P/E	P/BV	DIVIDEND YIELD (%)	TURNOVER (%)
FINANCIAL	36.315	0.901	3.155	0.043
SERVICES	-	1.295	2.210	0.045
INDUSTRY	28.446	2.132	2.633	0.053
OVERALL	38.134	1.147	2.872	0.044

STOCK PRICE INDEX WEIGHTED BY FREE FLOAT MARKET CAPITALIZATION (1999=1000)

	TUESDAY 25/01/2022	WEDNESDAY 26/01/2022	% CHANGE	
			DAY BEFORE	YTD
GENERAL	2187.9	2198.7	0.50%	3.78%
FINANCIAL	2723.3	2741.9	0.68%	5.28%
SERVICES	1350.8	1353.6	0.20%	1.97%
INDUSTRY	3648.0	3650.1	0.06%	-0.43%

STOCK PRICE INDEX WEIGHTED BY FREE FLOAT MARKET CAPITALIZATION ASE20 (2014=1000)

	1122.7	1129.3	0.59%	5.12%
--	--------	--------	-------	-------

STOCK PRICE INDEX WEIGHTED BY MARKET CAPITALIZATION (1991=1000)

	TUESDAY 25/01/2022	WEDNESDAY 26/01/2022	% CHANGE	
			DAY BEFORE	YTD
GENERAL	4124.3	4127.8	0.08%	3.06%
BANKS	6871.7	6880.1	0.12%	4.78%
INSURANCE	1380.9	1387.8	0.50%	4.48%
SERVICES	798.0	797.7	-0.04%	1.95%
INDUSTRY	4730.0	4732.1	0.05%	0.67%

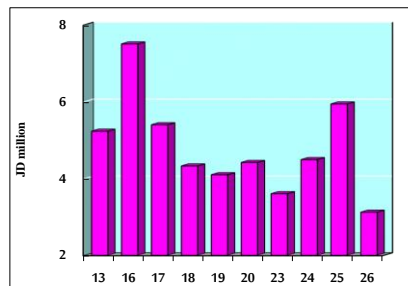
STOCK PRICE MARKET INDEX WEIGHTED BY FREE FLOAT MARKET CAP. (2012=1000)

	TUESDAY 25/01/2022	WEDNESDAY 26/01/2022	% CHANGE	
			DAY BEFORE	YTD
FIRST MARKET	1190.8	1197.1	0.52%	4.55%
SECOND MARKET	924.2	928.5	0.47%	-0.86%

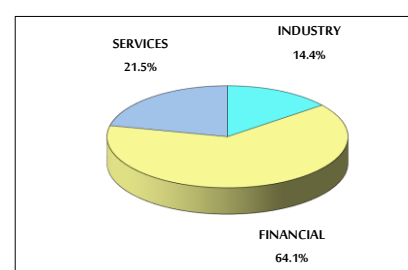
MARKET CAPITALIZATION (JD)

	15,899,704,988	15,912,363,031	0.08%	2.69%
--	----------------	----------------	-------	-------

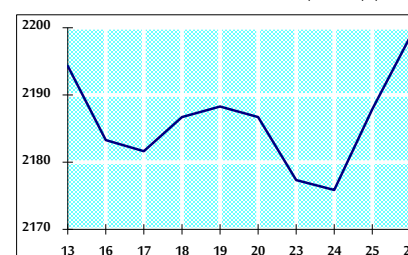
VALUE TRADED FROM 13/1 TO 26/1/2022



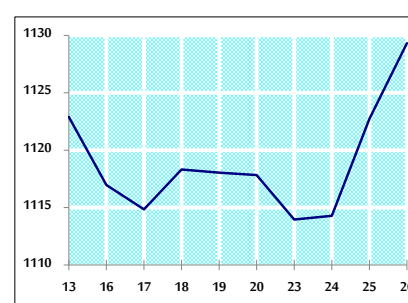
VALUE TRADED BY SECTOR WEDNESDAY 26/1/2022



GENERAL FREE FLOAT PRICE INDEX FROM 13/1 TO 26/1/2022



ASE20 FREE FLOAT PRICE INDEX FROM 13/1 TO 26/1/2022



GENERAL PRICE INDEX FROM 13/1 TO 26/1/2022

