

Daily Summary for Amman Stock Exchange

VALUE TRADED (JD)

	2021	2022	NET CHANGE	CHANGE (%)
Daily	4,947,857	6,299,621	1,351,764	27.32%
Cumulative (2/1-30/1)	206,006,266	105,400,571	-100,605,695	-48.84%
Cumulative (2/1-30/1)	206,006,266	105,400,571	-100,605,695	-48.84%

NO. OF SHARES TRADED

	2021	2022	NET CHANGE	CHANGE (%)
Daily	5,250,632	5,077,327	-173,305	-3.30%
Cumulative (2/1-30/1)	193,697,317	81,950,703	-111,746,614	-57.69%
Cumulative (2/1-30/1)	193,697,317	81,950,703	-111,746,614	-57.69%

NO. OF TRANSACTIONS

	2021	2022	NET CHANGE	CHANGE (%)
Daily	2,845	2,813	-32	-1.12%
Cumulative (2/1-30/1)	62,208	57,020	-5,188	-8.34%
Cumulative (2/1-30/1)	62,208	57,020	-5,188	-8.34%

SOME FINANCIAL RATIOS FOR THE ASE (30/1/2022)

SECTOR	P/E	P/BV	DIVIDEND YIELD (%)	TURNOVER (%)
FINANCIAL	36.217	0.899	3.163	0.092
SERVICES	-	1.289	2.219	0.041
INDUSTRY	28.417	2.130	2.636	0.088
OVERALL	38.040	1.145	2.879	0.081

STOCK PRICE INDEX WEIGHTED BY FREE FLOAT MARKET CAPITALIZATION (1999=1000)

	WEDNESDAY 26/01/2022	SUNDAY 30/01/2022	% CHANGE	
			DAY BEFORE	YTD
GENERAL	2198.7	2191.6	-0.33%	3.44%
FINANCIAL	2741.9	2733.2	-0.32%	4.94%
SERVICES	1353.6	1347.3	-0.46%	1.50%
INDUSTRY	3650.1	3646.0	-0.11%	-0.54%

STOCK PRICE INDEX WEIGHTED BY FREE FLOAT MARKET CAPITALIZATION ASE20 (2014=1000)

	1129.3	1124.2	-0.45%	4.64%
--	--------	--------	--------	-------

STOCK PRICE INDEX WEIGHTED BY MARKET CAPITALIZATION (1991=1000)

	WEDNESDAY 26/01/2022	SUNDAY 30/01/2022	% CHANGE	
			DAY BEFORE	YTD
GENERAL	4127.8	4117.6	-0.25%	2.80%
BANKS	6880.1	6861.5	-0.27%	4.50%
INSURANCE	1387.8	1390.2	0.17%	4.65%
SERVICES	797.7	794.8	-0.37%	1.58%
INDUSTRY	4732.1	4723.9	-0.17%	0.50%

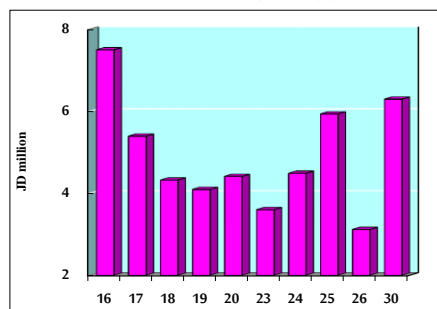
STOCK PRICE MARKET INDEX WEIGHTED BY FREE FLOAT MARKET CAP. (2012=1000)

	WEDNESDAY 26/01/2022	SUNDAY 30/01/2022	% CHANGE	
			DAY BEFORE	YTD
FIRST MARKET	1197.1	1192.9	-0.35%	4.19%
SECOND MARKET	928.5	926.8	-0.19%	-1.04%

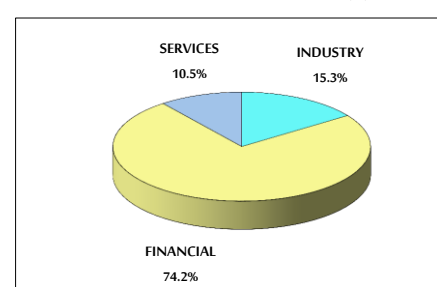
MARKET CAPITALIZATION (JD)

	15,912,363,031	15,874,081,531	-0.24%	2.44%
--	----------------	----------------	--------	-------

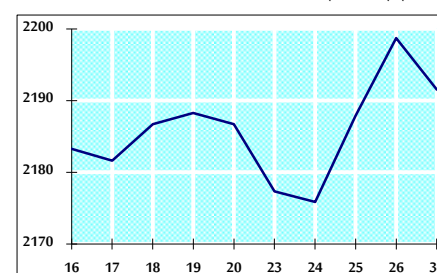
VALUE TRADED FROM 16/1 TO 30/1/2022



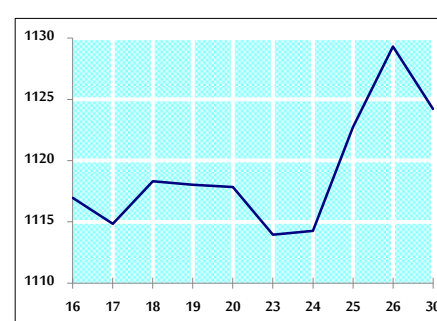
VALUE TRADED BY SECTOR SUNDAY 30/1/2022



GENERAL FREE FLOAT PRICE INDEX FROM 16/1 TO 30/1/2022



ASE20 FREE FLOAT PRICE INDEX FROM 16/1 TO 30/1/2022



GENERAL PRICE INDEX FROM 16/1 TO 30/1/2022

