

## Daily Summary for Amman Stock Exchange

### VALUE TRADED (JD)

	2021	2022	NET CHANGE	CHANGE (%)
Daily	7,659,408	5,559,477	-2,099,931	-27.42%
Cumulative (1/2-14/2)	68,544,107	58,892,243	-9,651,864	-14.08%
Cumulative (2/1-14/2)	280,633,615	170,477,510	-110,156,105	-39.25%

### NO. OF SHARES TRADED

	2021	2022	NET CHANGE	CHANGE (%)
Daily	6,404,056	3,686,119	-2,717,937	-42.44%
Cumulative (1/2-14/2)	66,069,326	43,519,999	-22,549,327	-34.13%
Cumulative (2/1-14/2)	265,720,555	130,075,992	-135,644,563	-51.05%

### NO. OF TRANSACTIONS

	2021	2022	NET CHANGE	CHANGE (%)
Daily	3,147	3,069	-78	-2.48%
Cumulative (1/2-14/2)	30,535	26,255	-4,280	-14.02%
Cumulative (2/1-14/2)	95,671	86,243	-9,428	-9.85%

### SOME FINANCIAL RATIOS FOR THE ASE (14/2/2022)

SECTOR	P/E	P/BV	DIVIDEND YIELD (%)	TURNOVER (%)
FINANCIAL	17.029	0.857	4.374	0.048
SERVICES	-	1.286	2.216	0.095
INDUSTRY	29.005	2.188	2.571	0.059
OVERALL	22.544	1.119	3.563	0.059

### STOCK PRICE INDEX WEIGHTED BY FREE FLOAT MARKET CAPITALIZATION (1999=1000)

	SUNDAY 13/02/2022	MONDAY 14/02/2022	% CHANGE	
			DAY BEFORE	YTD
GENERAL	2164.6	2164.5	0.00%	2.16%
FINANCIAL	2668.7	2668.0	-0.03%	2.44%
SERVICES	1353.5	1353.2	-0.02%	1.94%
INDUSTRY	3691.5	3695.0	0.10%	0.79%

### STOCK PRICE INDEX WEIGHTED BY FREE FLOAT MARKET CAPITALIZATION ASE20 (2014=1000)

	1110.4	1111.4	0.09%	3.45%
--	--------	--------	-------	-------

### STOCK PRICE INDEX WEIGHTED BY MARKET CAPITALIZATION (1991=1000)

	SUNDAY 13/02/2022	MONDAY 14/02/2022	% CHANGE	
			DAY BEFORE	YTD
GENERAL	4056.2	4056.6	0.01%	1.28%
BANKS	6575.1	6573.9	-0.02%	0.11%
INSURANCE	1377.8	1386.2	0.61%	4.35%
SERVICES	793.2	790.0	-0.40%	0.97%
INDUSTRY	4833.4	4843.0	0.20%	3.03%

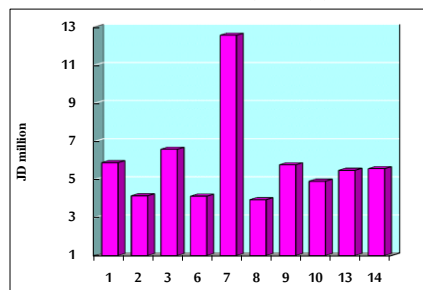
### STOCK PRICE MARKET INDEX WEIGHTED BY FREE FLOAT MARKET CAP. (2012=1000)

	SUNDAY 13/02/2022	MONDAY 14/02/2022	% CHANGE	
			DAY BEFORE	YTD
FIRST MARKET	1176.9	1178.5	0.14%	2.93%
SECOND MARKET	920.7	910.1	-1.15%	-2.83%

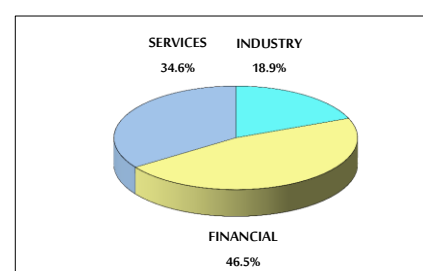
### MARKET CAPITALIZATION (JD)

	15,654,747,783	15,656,406,789	0.01%	1.04%
--	----------------	----------------	-------	-------

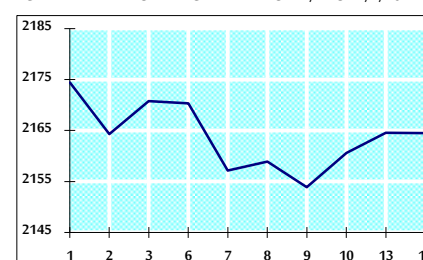
### VALUE TRADED FROM 1/2 TO 14/2/2022



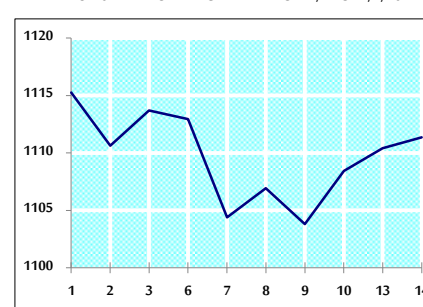
### VALUE TRADED BY SECTOR MONDAY 14/2/2022



### GENERAL FREE FLOAT PRICE INDEX FROM 1/2 TO 14/2/2022



### ASE20 FREE FLOAT PRICE INDEX FROM 1/2 TO 14/2/2022



### GENERAL PRICE INDEX FROM 1/2 TO 14/2/2022

