

Daily Summary for Amman Stock Exchange

VALUE TRADED (JD)

	2021	2022	NET CHANGE	CHANGE (%)
Daily	7,301,082	8,802,987	1,501,905	20.57%
Cumulative (1/3-13/3)	63,221,345	56,743,054	-6,478,291	-10.25%
Cumulative (2/1-13/3)	411,716,223	283,163,732	-128,552,491	-31.22%

NO. OF SHARES TRADED

	2021	2022	NET CHANGE	CHANGE (%)
Daily	5,229,509	4,662,656	-566,853	-10.84%
Cumulative (1/3-13/3)	54,755,175	39,440,543	-15,314,632	-27.97%
Cumulative (2/1-13/3)	382,833,952	215,277,438	-167,556,514	-43.77%

NO. OF TRANSACTIONS

	2021	2022	NET CHANGE	CHANGE (%)
Daily	2,651	3,376	725	27.35%
Cumulative (1/3-13/3)	25,502	24,015	-1,487	-5.83%
Cumulative (2/1-13/3)	149,162	135,590	-13,572	-9.10%

SOME FINANCIAL RATIOS FOR THE ASE (13/3/2022)

SECTOR	P/E	P/BV	DIVIDEND YIELD (%)	TURNOVER (%)
FINANCIAL	14.658	0.841	4.802	0.067
SERVICES	-	1.274	2.148	0.101
INDUSTRY	20.248	2.308	0.586	0.074
OVERALL	18.178	1.135	3.128	0.075

STOCK PRICE INDEX WEIGHTED BY FREE FLOAT MARKET CAPITALIZATION (1999=1000)

	THURSDAY 10/03/2022	SUNDAY 13/03/2022	% CHANGE	
			DAY BEFORE	YTD
GENERAL	2192.7	2210.0	0.79%	4.31%
FINANCIAL	2654.5	2652.7	-0.07%	1.85%
SERVICES	1333.5	1339.9	0.48%	0.94%
INDUSTRY	4088.1	4238.5	3.68%	15.62%

STOCK PRICE INDEX WEIGHTED BY FREE FLOAT MARKET CAPITALIZATION ASE20 (2014=1000)

	1137.0	1149.4	1.10%	6.99%
--	--------	--------	-------	-------

STOCK PRICE INDEX WEIGHTED BY MARKET CAPITALIZATION (1991=1000)

	THURSDAY 10/03/2022	SUNDAY 13/03/2022	% CHANGE	
			DAY BEFORE	YTD
GENERAL	4162.6	4199.8	0.89%	4.86%
BANKS	6567.1	6549.7	-0.26%	-0.25%
INSURANCE	1370.4	1372.9	0.18%	3.35%
SERVICES	780.6	781.7	0.15%	-0.08%
INDUSTRY	5252.6	5400.7	2.82%	14.90%

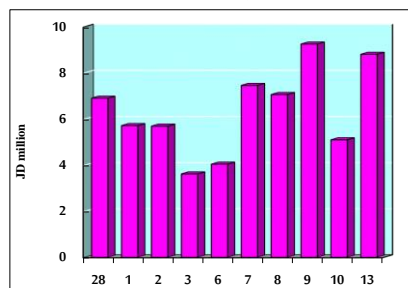
STOCK PRICE MARKET INDEX WEIGHTED BY FREE FLOAT MARKET CAP. (2012=1000)

	THURSDAY 10/03/2022	SUNDAY 13/03/2022	% CHANGE	
			DAY BEFORE	YTD
FIRST MARKET	1204.3	1216.9	1.05%	6.29%
SECOND MARKET	865.2	858.1	-0.81%	-8.37%

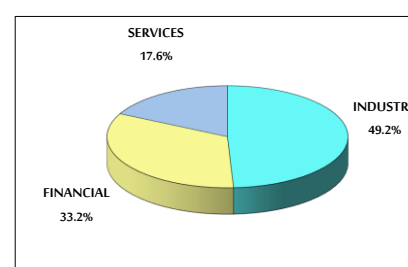
MARKET CAPITALIZATION (JD)

	16,036,722,168	16,171,543,097	0.84%	4.36%
--	----------------	----------------	-------	-------

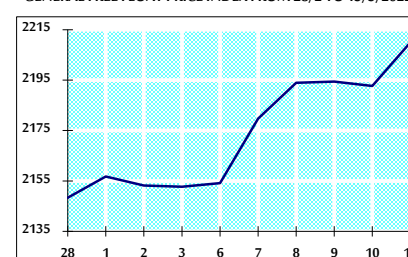
VALUE TRADED FROM 28/2 TO 13/3/2022



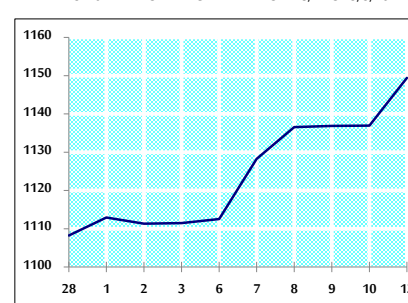
VALUE TRADED BY SECTOR SUNDAY 13/3/2022



GENERAL FREE FLOAT PRICE INDEX FROM 28/2 TO 13/3/2022



ASE20 FREE FLOAT PRICE INDEX FROM 28/2 TO 13/3/2022



GENERAL PRICE INDEX FROM 28/2 TO 13/3/2022

