

Daily Summary for Amman Stock Exchange

VALUE TRADED (JD)

	2021	2022	NET CHANGE	CHANGE (%)
Daily	7,084,225	11,964,177	4,879,952	68.88%
Cumulative (1/3-14/3)	70,305,570	68,707,231	-1,598,339	-2.27%
Cumulative (2/1-14/3)	418,800,448	295,127,909	-123,672,539	-29.53%

NO. OF SHARES TRADED

	2021	2022	NET CHANGE	CHANGE (%)
Daily	13,494,821	5,811,701	-7,683,120	-56.93%
Cumulative (1/3-14/3)	68,249,996	45,252,244	-22,997,752	-33.70%
Cumulative (2/1-14/3)	396,328,773	221,089,139	-175,239,634	-44.22%

NO. OF TRANSACTIONS

	2021	2022	NET CHANGE	CHANGE (%)
Daily	2,164	3,725	1,561	72.13%
Cumulative (1/3-14/3)	27,666	27,740	74	0.27%
Cumulative (2/1-14/3)	151,326	139,315	-12,011	-7.94%

SOME FINANCIAL RATIOS FOR THE ASE (14/3/2022)

SECTOR	P/E	P/BV	DIVIDEND YIELD (%)	TURNOVER (%)
FINANCIAL	14.678	0.842	4.796	0.069
SERVICES	-	1.282	2.135	0.172
INDUSTRY	20.565	2.356	0.581	0.089
OVERALL	18.303	1.144	3.103	0.093

STOCK PRICE INDEX WEIGHTED BY FREE FLOAT MARKET CAPITALIZATION (1999=1000)

	SUNDAY 13/03/2022	MONDAY 14/03/2022	% CHANGE	
			DAY BEFORE	YTD
GENERAL	2210.0	2223.6	0.62%	4.95%
FINANCIAL	2652.7	2656.3	0.14%	1.99%
SERVICES	1339.9	1354.3	1.08%	2.03%
INDUSTRY	4238.5	4294.5	1.32%	17.15%

STOCK PRICE INDEX WEIGHTED BY FREE FLOAT MARKET CAPITALIZATION ASE20 (2014=1000)

	1149.4	1159.8	0.91%	7.95%
--	--------	--------	-------	-------

STOCK PRICE INDEX WEIGHTED BY MARKET CAPITALIZATION (1991=1000)

	SUNDAY 13/03/2022	MONDAY 14/03/2022	% CHANGE	
			DAY BEFORE	YTD
GENERAL	4199.8	4236.0	0.86%	5.76%
BANKS	6549.7	6560.6	0.17%	-0.09%
INSURANCE	1372.9	1373.0	0.01%	3.36%
SERVICES	781.7	781.0	-0.09%	-0.17%
INDUSTRY	5400.7	5518.8	2.19%	17.41%

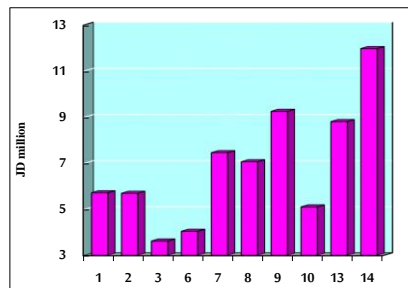
STOCK PRICE MARKET INDEX WEIGHTED BY FREE FLOAT MARKET CAP. (2012=1000)

	SUNDAY 13/03/2022	MONDAY 14/03/2022	% CHANGE	
			DAY BEFORE	YTD
FIRST MARKET	1216.9	1227.3	0.85%	7.20%
SECOND MARKET	858.1	849.5	-1.01%	-9.30%

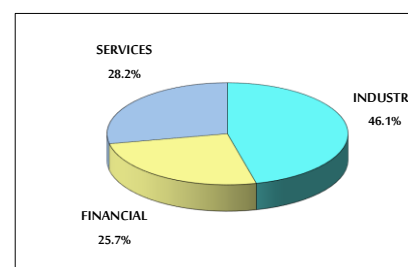
MARKET CAPITALIZATION (JD)

	16,171,543,097	16,307,940,728	0.84%	5.24%
--	----------------	----------------	-------	-------

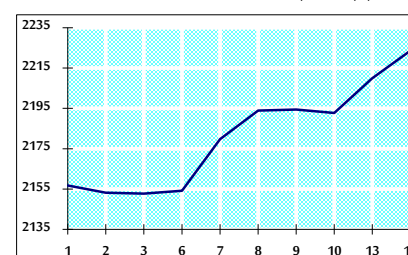
VALUE TRADED FROM 1/3 TO 14/3/2022



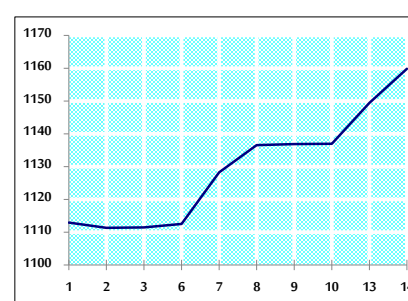
VALUE TRADED BY SECTOR MONDAY 14/3/2022



GENERAL FREE FLOAT PRICE INDEX FROM 1/3 TO 14/3/2022



ASE20 FREE FLOAT PRICE INDEX FROM 1/3 TO 14/3/2022



GENERAL PRICE INDEX FROM 1/3 TO 14/3/2022

