

Daily Summary for Amman Stock Exchange

VALUE TRADED (JD)

	2021	2022	NET CHANGE	CHANGE (%)
Daily	10,527,098	5,435,899	-5,091,199	-48.36%
Cumulative (1/3-15/3)	80,832,668	74,143,130	-6,689,538	-8.28%
Cumulative (2/1-15/3)	429,327,546	300,563,808	-128,763,738	-29.99%

NO. OF SHARES TRADED

	2021	2022	NET CHANGE	CHANGE (%)
Daily	8,433,740	3,248,213	-5,185,527	-61.49%
Cumulative (1/3-15/3)	76,683,736	48,500,457	-28,183,279	-36.75%
Cumulative (2/1-15/3)	404,762,513	224,337,352	-180,425,161	-44.58%

NO. OF TRANSACTIONS

	2021	2022	NET CHANGE	CHANGE (%)
Daily	2,197	2,908	711	32.36%
Cumulative (1/3-15/3)	29,863	30,648	785	2.63%
Cumulative (2/1-15/3)	153,523	142,223	-11,300	-7.36%

SOME FINANCIAL RATIOS FOR THE ASE (15/3/2022)

SECTOR	P/E	P/BV	DIVIDEND YIELD (%)	TURNOVER (%)
FINANCIAL	14.574	0.838	4.823	0.038
SERVICES	-	1.280	2.138	0.104
INDUSTRY	20.556	2.353	0.581	0.039
OVERALL	18.223	1.141	3.115	0.052

STOCK PRICE INDEX WEIGHTED BY FREE FLOAT MARKET CAPITALIZATION (1999=1000)

	MONDAY 14/03/2022	TUESDAY 15/03/2022	% CHANGE	
			DAY BEFORE	YTD
GENERAL	2223.6	2219.9	-0.17%	4.78%
FINANCIAL	2656.3	2649.5	-0.26%	1.73%
SERVICES	1354.3	1355.4	0.08%	2.11%
INDUSTRY	4294.5	4283.9	-0.25%	16.86%

STOCK PRICE INDEX WEIGHTED BY FREE FLOAT MARKET CAPITALIZATION ASE20 (2014=1000)

	1159.8	1158.9	-0.08%	7.87%
--	--------	--------	--------	-------

STOCK PRICE INDEX WEIGHTED BY MARKET CAPITALIZATION (1991=1000)

	MONDAY 14/03/2022	TUESDAY 15/03/2022	% CHANGE	
			DAY BEFORE	YTD
GENERAL	4236.0	4225.2	-0.25%	5.49%
BANKS	6560.6	6536.4	-0.37%	-0.46%
INSURANCE	1373.0	1361.1	-0.87%	2.47%
SERVICES	781.0	779.3	-0.22%	-0.39%
INDUSTRY	5518.8	5512.8	-0.11%	17.28%

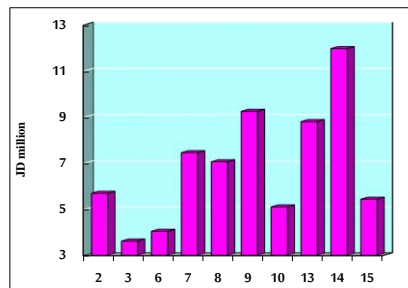
STOCK PRICE MARKET INDEX WEIGHTED BY FREE FLOAT MARKET CAP. (2012=1000)

	MONDAY 14/03/2022	TUESDAY 15/03/2022	% CHANGE	
			DAY BEFORE	YTD
FIRST MARKET	1227.3	1226.2	-0.09%	7.10%
SECOND MARKET	849.5	843.5	-0.71%	-9.94%

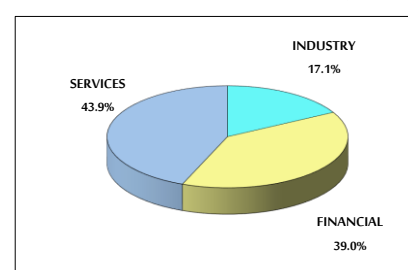
MARKET CAPITALIZATION (JD)

	16,307,940,728	16,262,706,609	-0.28%	4.95%
--	----------------	----------------	--------	-------

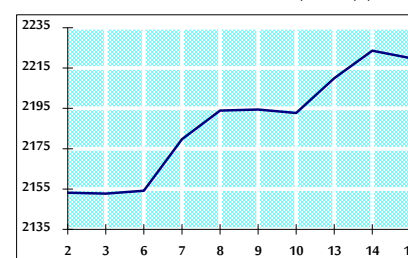
VALUE TRADED FROM 2/3 TO 15/3/2022



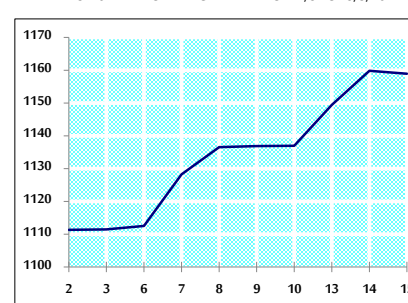
VALUE TRADED BY SECTOR TUESDAY 15/3/2022



GENERAL FREE FLOAT PRICE INDEX FROM 2/3 TO 15/3/2022



ASE20 FREE FLOAT PRICE INDEX FROM 2/3 TO 15/3/2022



GENERAL PRICE INDEX FROM 2/3 TO 15/3/2022

