

Daily Summary for Amman Stock Exchange

VALUE TRADED (JD)

	2021	2022	NET CHANGE	CHANGE (%)
Daily	6,267,905	6,038,256	-229,649	-3.66%
Cumulative (1/3-16/3)	87,100,573	80,181,386	-6,919,187	-7.94%
Cumulative (2/1-16/3)	435,595,451	306,602,064	-128,993,387	-29.61%

NO. OF SHARES TRADED

	2021	2022	NET CHANGE	CHANGE (%)
Daily	4,911,859	3,504,107	-1,407,752	-28.66%
Cumulative (1/3-16/3)	81,595,595	52,004,564	-29,591,031	-36.27%
Cumulative (2/1-16/3)	409,674,372	227,841,459	-181,832,913	-44.38%

NO. OF TRANSACTIONS

	2021	2022	NET CHANGE	CHANGE (%)
Daily	2,454	2,529	75	3.06%
Cumulative (1/3-16/3)	32,317	33,177	860	2.66%
Cumulative (2/1-16/3)	155,977	144,752	-11,225	-7.20%

SOME FINANCIAL RATIOS FOR THE ASE (16/3/2022)

SECTOR	P/E	P/BV	DIVIDEND YIELD (%)	TURNOVER (%)
FINANCIAL	14.600	0.840	4.814	0.057
SERVICES	-	1.281	2.173	0.054
INDUSTRY	20.895	2.392	0.572	0.051
OVERALL	18.350	1.149	3.099	0.056

STOCK PRICE INDEX WEIGHTED BY FREE FLOAT MARKET CAPITALIZATION (1999=1000)

	TUESDAY 15/03/2022	WEDNESDAY 16/03/2022	% CHANGE	
			DAY BEFORE	YTD
GENERAL	2219.9	2225.2	0.24%	5.03%
FINANCIAL	2649.5	2654.0	0.17%	1.90%
SERVICES	1355.4	1354.9	-0.04%	2.07%
INDUSTRY	4283.9	4308.4	0.57%	17.53%

STOCK PRICE INDEX WEIGHTED BY FREE FLOAT MARKET CAPITALIZATION ASE20 (2014=1000)

	1158.9	1162.4	0.30%	8.19%
--	--------	--------	-------	-------

STOCK PRICE INDEX WEIGHTED BY MARKET CAPITALIZATION (1991=1000)

	TUESDAY 15/03/2022	WEDNESDAY 16/03/2022	% CHANGE	
			DAY BEFORE	YTD
GENERAL	4225.2	4254.7	0.70%	6.23%
BANKS	6536.4	6548.6	0.19%	-0.27%
INSURANCE	1361.1	1369.2	0.59%	3.07%
SERVICES	779.3	782.0	0.35%	-0.05%
INDUSTRY	5512.8	5596.6	1.52%	19.06%

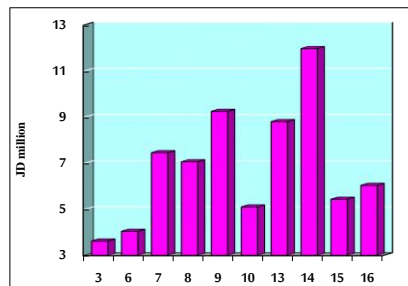
STOCK PRICE MARKET INDEX WEIGHTED BY FREE FLOAT MARKET CAP. (2012=1000)

	TUESDAY 15/03/2022	WEDNESDAY 16/03/2022	% CHANGE	
			DAY BEFORE	YTD
FIRST MARKET	1226.2	1229.3	0.25%	7.37%
SECOND MARKET	843.5	843.4	-0.01%	-9.95%

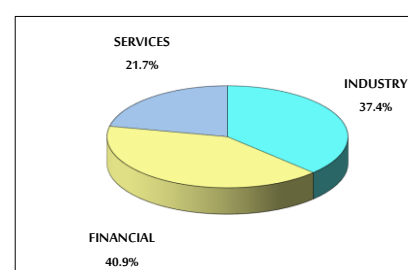
MARKET CAPITALIZATION (JD)

	16,262,706,609	16,366,024,538	0.64%	5.62%
--	----------------	----------------	-------	-------

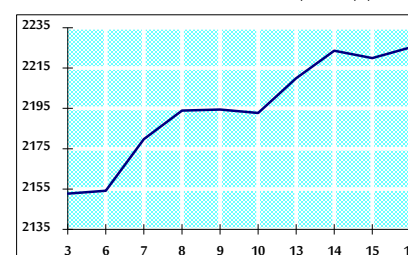
VALUE TRADED FROM 3/3 TO 16/3/2022



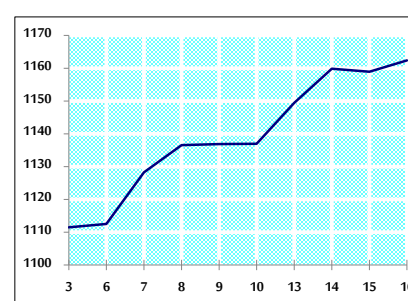
VALUE TRADED BY SECTOR WEDNESDAY 16/3/2022



GENERAL FREE FLOAT PRICE INDEX FROM 3/3 TO 16/3/2022



ASE20 FREE FLOAT PRICE INDEX FROM 3/3 TO 16/3/2022



GENERAL PRICE INDEX FROM 3/3 TO 16/3/2022

