

Daily Summary for Amman Stock Exchange

VALUE TRADED (JD)

	2021	2022	NET CHANGE	CHANGE (%)
Daily	6,612,090	6,855,396	243,306	3.68%
Cumulative (1/3-17/3)	93,712,663	87,036,782	-6,675,881	-7.12%
Cumulative (2/1-17/3)	442,207,541	313,457,460	-128,750,081	-29.12%

NO. OF SHARES TRADED

	2021	2022	NET CHANGE	CHANGE (%)
Daily	5,696,291	3,862,561	-1,833,730	-32.19%
Cumulative (1/3-17/3)	87,291,886	55,867,125	-31,424,761	-36.00%
Cumulative (2/1-17/3)	415,370,663	231,704,020	-183,666,643	-44.22%

NO. OF TRANSACTIONS

	2021	2022	NET CHANGE	CHANGE (%)
Daily	2,402	2,454	52	2.16%
Cumulative (1/3-17/3)	34,719	35,631	912	2.63%
Cumulative (2/1-17/3)	158,379	147,206	-11,173	-7.05%

SOME FINANCIAL RATIOS FOR THE ASE (17/3/2022)

SECTOR	P/E	P/BV	DIVIDEND YIELD (%)	TURNOVER (%)
FINANCIAL	14.654	0.844	4.791	0.048
SERVICES	-	1.288	2.162	0.115
INDUSTRY	20.951	2.409	0.568	0.045
OVERALL	18.439	1.156	3.082	0.062

STOCK PRICE INDEX WEIGHTED BY FREE FLOAT MARKET CAPITALIZATION (1999=1000)

	WEDNESDAY 16/03/2022	THURSDAY 17/03/2022	% CHANGE	
			DAY BEFORE	YTD
GENERAL	2225.2	2233.1	0.36%	5.40%
FINANCIAL	2654.0	2667.6	0.51%	2.42%
SERVICES	1354.9	1362.2	0.54%	2.62%
INDUSTRY	4308.4	4292.4	-0.37%	17.09%

STOCK PRICE INDEX WEIGHTED BY FREE FLOAT MARKET CAPITALIZATION ASE20 (2014=1000)

	1162.4	1167.2	0.42%	8.64%
--	--------	--------	-------	-------

STOCK PRICE INDEX WEIGHTED BY MARKET CAPITALIZATION (1991=1000)

	WEDNESDAY 16/03/2022	THURSDAY 17/03/2022	% CHANGE	
			DAY BEFORE	YTD
GENERAL	4254.7	4279.0	0.57%	6.83%
BANKS	6548.6	6585.5	0.56%	0.29%
INSURANCE	1369.2	1369.9	0.05%	3.12%
SERVICES	782.0	784.2	0.28%	0.23%
INDUSTRY	5596.6	5635.8	0.70%	19.90%

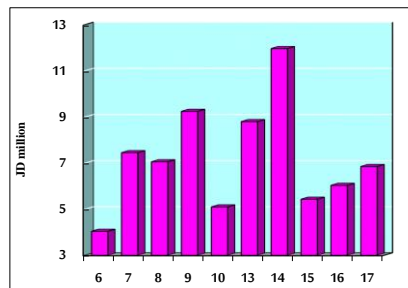
STOCK PRICE MARKET INDEX WEIGHTED BY FREE FLOAT MARKET CAP. (2012=1000)

	WEDNESDAY 16/03/2022	THURSDAY 17/03/2022	% CHANGE	
			DAY BEFORE	YTD
FIRST MARKET	1229.3	1234.4	0.42%	7.82%
SECOND MARKET	843.4	842.1	-0.15%	-10.09%

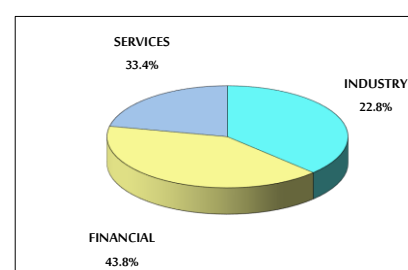
MARKET CAPITALIZATION (JD)

	16,366,024,538	16,455,769,795	0.55%	6.20%
--	----------------	----------------	-------	-------

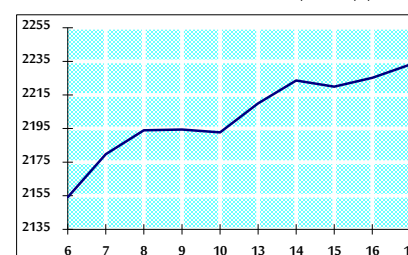
VALUE TRADED FROM 6/3 TO 17/3/2022



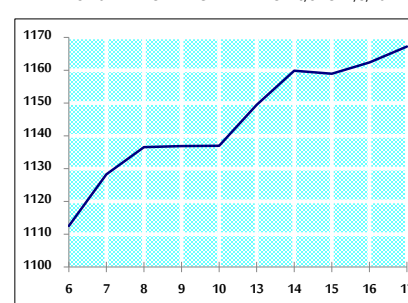
VALUE TRADED BY SECTOR THURSDAY 17/3/2022



GENERAL FREE FLOAT PRICE INDEX FROM 6/3 TO 17/3/2022



ASE20 FREE FLOAT PRICE INDEX FROM 6/3 TO 17/3/2022



GENERAL PRICE INDEX FROM 6/3 TO 17/3/2022

