

Daily Summary for Amman Stock Exchange

VALUE TRADED (JD)

	2021	2022	NET CHANGE	CHANGE (%)
Daily	-	6,707,153	-	-
Cumulative (1/11-29/11)	125,755,727	111,756,982	-13,998,745	-11.13%
Cumulative (2/1-29/11)	1,796,865,687	1,805,059,563	8,193,876	0.46%

NO. OF SHARES TRADED

	2021	2022	NET CHANGE	CHANGE (%)
Daily	-	6,441,191	-	-
Cumulative (1/11-29/11)	108,165,076	95,274,746	-12,890,330	-11.92%
Cumulative (2/1-29/11)	1,414,841,263	1,070,685,210	-344,156,053	-24.32%

NO. OF TRANSACTIONS

	2021	2022	NET CHANGE	CHANGE (%)
Daily	-	2,861	-	-
Cumulative (1/11-29/11)	72,178	49,513	-22,665	-31.40%
Cumulative (2/1-29/11)	749,515	689,042	-60,473	-8.07%

SOME FINANCIAL RATIOS FOR THE ASE (29/11/2022)

SECTOR	P/E	P/BV	DIVIDEND YIELD (%)	TURNOVER (%)
FINANCIAL	14.610	0.875	4.712	0.067
SERVICES	18.660	1.432	4.052	0.204
INDUSTRY	11.396	2.603	4.401	0.166
OVERALL	13.273	1.257	4.569	0.106

STOCK PRICE INDEX WEIGHTED BY FREE FLOAT MARKET CAPITALIZATION (1999=1000)

	MONDAY 28/11/2022	TUESDAY 29/11/2022	% CHANGE	
			DAY BEFORE	YTD
GENERAL	2483.5	2496.0	0.50%	17.81%
FINANCIAL	2672.8	2690.8	0.67%	3.31%
SERVICES	1721.8	1728.6	0.39%	30.22%
INDUSTRY	5299.7	5298.5	-0.02%	44.53%

STOCK PRICE INDEX WEIGHTED BY FREE FLOAT MARKET CAPITALIZATION ASE20 (2014=1000)

	1338.9	1344.6	0.43%	25.16%
--	--------	--------	-------	--------

Total Return Index ASETR (2021=1074)

	1423.4	1429.4	0.43%	33.05%
--	--------	--------	-------	--------

STOCK PRICE INDEX WEIGHTED BY MARKET CAPITALIZATION (1991=1000)

	MONDAY 28/11/2022	TUESDAY 29/11/2022	% CHANGE	
			DAY BEFORE	YTD
GENERAL	4711.8	4738.4	0.56%	18.30%
BANKS	6704.1	6766.5	0.93%	3.05%
INSURANCE	1368.0	1367.5	-0.04%	2.95%
SERVICES	821.4	827.9	0.79%	5.82%
INDUSTRY	6942.4	6949.9	0.11%	47.85%

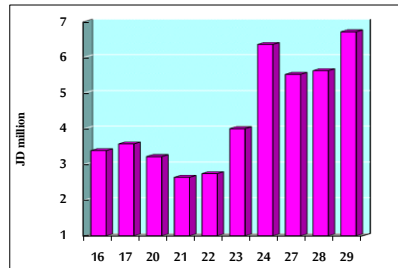
STOCK PRICE MARKET INDEX WEIGHTED BY FREE FLOAT MARKET CAP. (2012=1000)

	MONDAY 28/11/2022	TUESDAY 29/11/2022	% CHANGE	
			DAY BEFORE	YTD
FIRST MARKET	1398.0	1405.6	0.55%	22.77%
SECOND MARKET	788.5	786.0	-0.32%	-16.08%

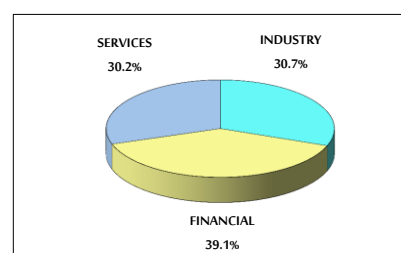
MARKET CAPITALIZATION (JD)

	17,944,677,863	18,042,672,187	0.55%	16.44%
--	----------------	----------------	-------	--------

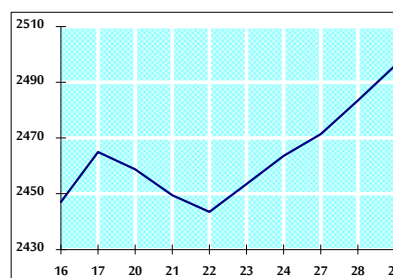
VALUE TRADED FROM 16/11 TO 29/11/2022



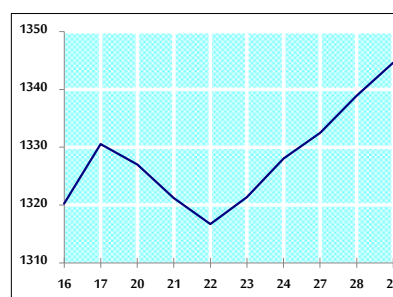
VALUE TRADED BY SECTOR TUESDAY 29/11/2022



GENERAL FREE FLOAT PRICE INDEX FROM 16/11 TO 29/11/2022



ASE20 FREE FLOAT PRICE INDEX FROM 16/11 TO 29/11/2022



GENERAL PRICE INDEX FROM 16/11 TO 29/11/2022

