

Daily Summary for Amman Stock Exchange

VALUE TRADED (JD)

	2021	2022	NET CHANGE	CHANGE (%)
Daily	6,169,531	4,604,285	-1,565,246	-25.37%
Cumulative (1/3-20/3)	99,882,194	91,641,067	-8,241,127	-8.25%
Cumulative (2/1-20/3)	448,377,072	318,061,745	-130,315,327	-29.06%

NO. OF SHARES TRADED

	2021	2022	NET CHANGE	CHANGE (%)
Daily	5,548,074	3,486,267	-2,061,807	-37.16%
Cumulative (1/3-20/3)	92,839,960	59,353,392	-33,486,568	-36.07%
Cumulative (2/1-20/3)	420,918,737	235,190,287	-185,728,450	-44.12%

NO. OF TRANSACTIONS

	2021	2022	NET CHANGE	CHANGE (%)
Daily	2,541	2,379	-162	-6.38%
Cumulative (1/3-20/3)	37,260	38,010	750	2.01%
Cumulative (2/1-20/3)	160,920	149,585	-11,335	-7.04%

SOME FINANCIAL RATIOS FOR THE ASE (20/3/2022)

SECTOR	P/E	P/BV	DIVIDEND YIELD (%)	TURNOVER (%)
FINANCIAL	14.609	0.844	4.791	0.046
SERVICES	-	1.283	2.171	0.090
INDUSTRY	21.225	2.447	0.559	0.050
OVERALL	18.497	1.161	3.067	0.056

STOCK PRICE INDEX WEIGHTED BY FREE FLOAT MARKET CAPITALIZATION (1999=1000)

	THURSDAY 17/03/2022	SUNDAY 20/03/2022	% CHANGE	
			DAY BEFORE	YTD
GENERAL	2233.1	2236.2	0.13%	5.55%
FINANCIAL	2667.6	2666.2	-0.05%	2.37%
SERVICES	1362.2	1356.9	-0.39%	2.22%
INDUSTRY	4292.4	4345.4	1.23%	18.54%

STOCK PRICE INDEX WEIGHTED BY FREE FLOAT MARKET CAPITALIZATION ASE20 (2014=1000)

	1167.2	1170.8	0.31%	8.98%
--	--------	--------	-------	-------

STOCK PRICE INDEX WEIGHTED BY MARKET CAPITALIZATION (1991=1000)

	THURSDAY 17/03/2022	SUNDAY 20/03/2022	% CHANGE	
			DAY BEFORE	YTD
GENERAL	4279.0	4299.1	0.47%	7.34%
BANKS	6585.5	6589.2	0.06%	0.35%
INSURANCE	1369.9	1370.1	0.02%	3.14%
SERVICES	784.2	780.9	-0.42%	-0.18%
INDUSTRY	5635.8	5711.3	1.34%	21.50%

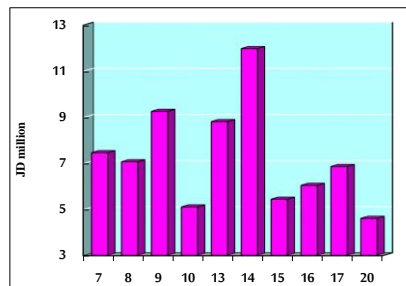
STOCK PRICE MARKET INDEX WEIGHTED BY FREE FLOAT MARKET CAP. (2012=1000)

	THURSDAY 17/03/2022	SUNDAY 20/03/2022	% CHANGE	
			DAY BEFORE	YTD
FIRST MARKET	1234.4	1237.9	0.28%	8.12%
SECOND MARKET	842.1	835.2	-0.82%	-10.83%

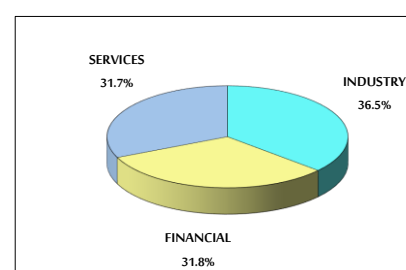
MARKET CAPITALIZATION (JD)

	16,455,769,795	16,527,541,569	0.44%	6.66%
--	----------------	----------------	-------	-------

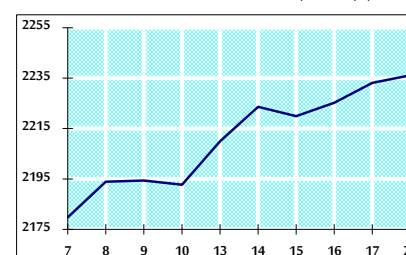
VALUE TRADED FROM 7/3 TO 20/3/2022



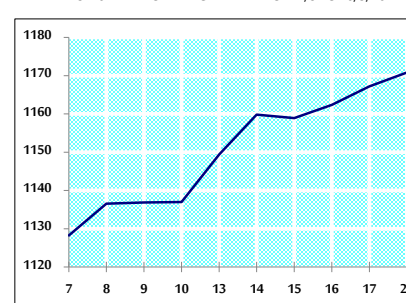
VALUE TRADED BY SECTOR SUNDAY 20/3/2022



GENERAL FREE FLOAT PRICE INDEX FROM 7/3 TO 20/3/2022



ASE20 FREE FLOAT PRICE INDEX FROM 7/3 TO 20/3/2022



GENERAL PRICE INDEX FROM 7/3 TO 20/3/2022

