

Daily Summary for Amman Stock Exchange

VALUE TRADED (JD)

	2021	2022	NET CHANGE	CHANGE (%)
Daily	11,719,992	6,008,980	-5,711,012	-48.73%
Cumulative (1/3-21/3)	111,602,186	97,650,047	-13,952,139	-12.50%
Cumulative (2/1-21/3)	460,097,064	324,070,725	-136,026,339	-29.56%

NO. OF SHARES TRADED

	2021	2022	NET CHANGE	CHANGE (%)
Daily	10,251,855	3,645,852	-6,606,003	-64.44%
Cumulative (1/3-21/3)	103,091,815	62,999,244	-40,092,571	-38.89%
Cumulative (2/1-21/3)	431,170,592	238,836,139	-192,334,453	-44.61%

NO. OF TRANSACTIONS

	2021	2022	NET CHANGE	CHANGE (%)
Daily	2,441	2,657	216	8.85%
Cumulative (1/3-21/3)	39,701	40,667	966	2.43%
Cumulative (2/1-21/3)	163,361	152,242	-11,119	-6.81%

SOME FINANCIAL RATIOS FOR THE ASE (21/3/2022)

SECTOR	P/E	P/BV	DIVIDEND YIELD (%)	TURNOVER (%)
FINANCIAL	14.557	0.841	4.791	0.056
SERVICES	-	1.277	1.998	0.068
INDUSTRY	21.326	2.513	0.545	0.057
OVERALL	18.582	1.170	3.011	0.058

STOCK PRICE INDEX WEIGHTED BY FREE FLOAT MARKET CAPITALIZATION (1999=1000)

	SUNDAY 20/03/2022	MONDAY 21/03/2022	% CHANGE	
			DAY BEFORE	YTD
GENERAL	2236.2	2240.4	0.19%	5.75%
FINANCIAL	2666.2	2662.4	-0.14%	2.22%
SERVICES	1356.9	1353.1	-0.28%	1.94%
INDUSTRY	4345.4	4417.2	1.65%	20.49%

STOCK PRICE INDEX WEIGHTED BY FREE FLOAT MARKET CAPITALIZATION ASE20 (2014=1000)

	1170.8	1173.1	0.20%	9.19%
--	--------	--------	-------	-------

STOCK PRICE INDEX WEIGHTED BY MARKET CAPITALIZATION (1991=1000)

	SUNDAY 20/03/2022	MONDAY 21/03/2022	% CHANGE	
			DAY BEFORE	YTD
GENERAL	4299.1	4332.3	0.77%	8.17%
BANKS	6589.2	6565.6	-0.36%	-0.01%
INSURANCE	1370.1	1370.4	0.02%	3.16%
SERVICES	780.9	781.0	0.00%	-0.18%
INDUSTRY	5711.3	5855.8	2.53%	24.58%

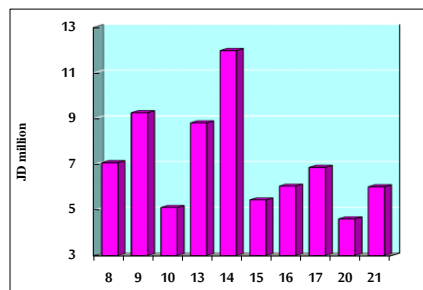
STOCK PRICE MARKET INDEX WEIGHTED BY FREE FLOAT MARKET CAP. (2012=1000)

	SUNDAY 20/03/2022	MONDAY 21/03/2022	% CHANGE	
			DAY BEFORE	YTD
FIRST MARKET	1237.9	1239.9	0.16%	8.30%
SECOND MARKET	835.2	839.6	0.53%	-10.35%

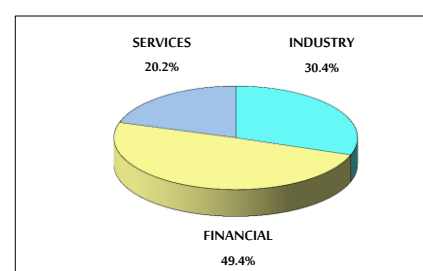
MARKET CAPITALIZATION (JD)

	16,527,541,569	16,648,032,538	0.73%	7.44%
--	----------------	----------------	-------	-------

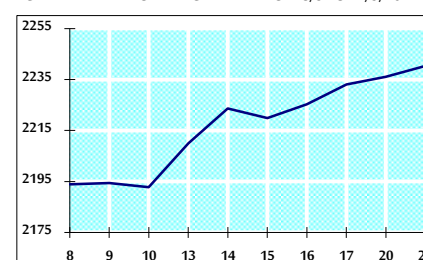
VALUE TRADED FROM 8/3 TO 21/3/2022



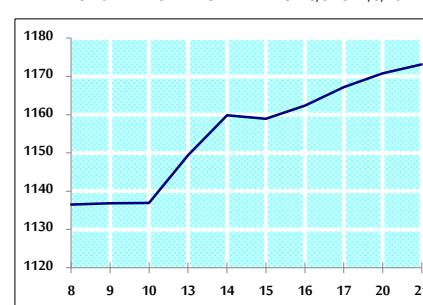
VALUE TRADED BY SECTOR MONDAY 21/3/2022



GENERAL FREE FLOAT PRICE INDEX FROM 8/3 TO 21/3/2022



ASE20 FREE FLOAT PRICE INDEX FROM 8/3 TO 21/3/2022



GENERAL PRICE INDEX FROM 8/3 TO 21/3/2022

