

Daily Summary for Amman Stock Exchange

VALUE TRADED (JD)

	2021	2022	NET CHANGE	CHANGE (%)
Daily	3,645,452	15,045,134	11,399,682	312.71%
Cumulative (1/3-23/3)	115,247,638	112,695,181	-2,552,457	-2.21%
Cumulative (2/1-23/3)	463,742,516	339,115,859	-124,626,657	-26.87%

NO. OF SHARES TRADED

	2021	2022	NET CHANGE	CHANGE (%)
Daily	4,001,822	6,826,606	2,824,784	70.59%
Cumulative (1/3-23/3)	107,093,637	69,825,850	-37,267,787	-34.80%
Cumulative (2/1-23/3)	435,172,414	245,662,745	-189,509,669	-43.55%

NO. OF TRANSACTIONS

	2021	2022	NET CHANGE	CHANGE (%)
Daily	2,159	2,341	182	8.43%
Cumulative (1/3-23/3)	41,860	43,008	1,148	2.74%
Cumulative (2/1-23/3)	165,520	154,583	-10,937	-6.61%

SOME FINANCIAL RATIOS FOR THE ASE (23/3/2022)

SECTOR	P/E	P/BV	DIVIDEND YIELD (%)	TURNOVER (%)
FINANCIAL	14.528	0.842	4.787	0.066
SERVICES	-	1.280	1.993	0.049
INDUSTRY	21.569	2.541	0.539	0.488
OVERALL	18.630	1.175	2.997	0.109

STOCK PRICE INDEX WEIGHTED BY FREE FLOAT MARKET CAPITALIZATION (1999=1000)

	MONDAY 21/03/2022	WEDNESDAY 23/03/2022	% CHANGE	
			DAY BEFORE	YTD
GENERAL	2240.4	2246.5	0.27%	6.03%
FINANCIAL	2662.4	2664.4	0.07%	2.30%
SERVICES	1353.1	1349.6	-0.26%	1.67%
INDUSTRY	4417.2	4477.7	1.37%	22.14%

STOCK PRICE INDEX WEIGHTED BY FREE FLOAT MARKET CAPITALIZATION ASE20 (2014=1000)

	1173.1	1179.1	0.51%	9.75%
--	--------	--------	-------	-------

STOCK PRICE INDEX WEIGHTED BY MARKET CAPITALIZATION (1991=1000)

	MONDAY 21/03/2022	WEDNESDAY 23/03/2022	% CHANGE	
			DAY BEFORE	YTD
GENERAL	4332.3	4353.3	0.48%	8.69%
BANKS	6565.6	6579.2	0.21%	0.19%
INSURANCE	1370.4	1348.4	-1.60%	1.51%
SERVICES	781.0	782.4	0.19%	0.01%
INDUSTRY	5855.8	5916.1	1.03%	25.86%

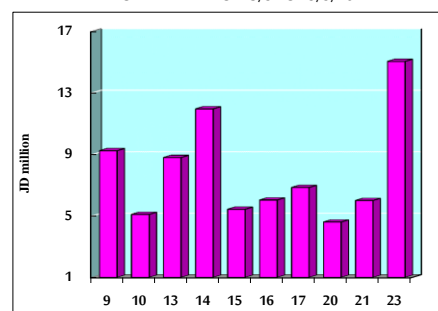
STOCK PRICE MARKET INDEX WEIGHTED BY FREE FLOAT MARKET CAP. (2012=1000)

	MONDAY 21/03/2022	WEDNESDAY 23/03/2022	% CHANGE	
			DAY BEFORE	YTD
FIRST MARKET	1239.9	1244.9	0.40%	8.73%
SECOND MARKET	839.6	832.7	-0.82%	-11.09%

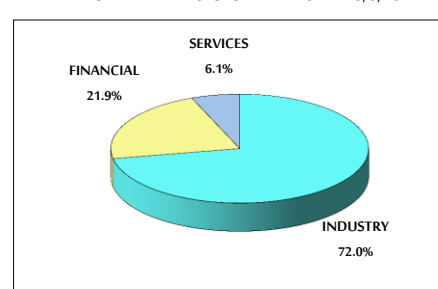
MARKET CAPITALIZATION (JD)

	16,648,032,538	16,724,002,109	0.46%	7.93%
--	----------------	----------------	-------	-------

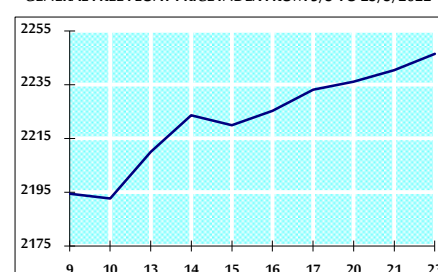
VALUE TRADED FROM 9/3 TO 23/3/2022



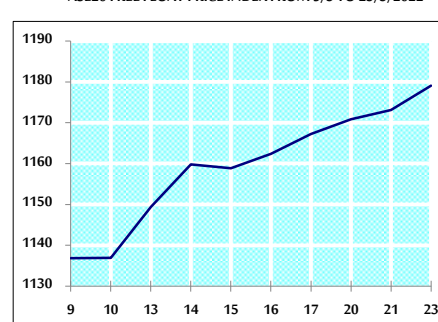
VALUE TRADED BY SECTOR WEDNESDAY 23/3/2022



GENERAL FREE FLOAT PRICE INDEX FROM 9/3 TO 23/3/2022



ASE20 FREE FLOAT PRICE INDEX FROM 9/3 TO 23/3/2022



GENERAL PRICE INDEX FROM 9/3 TO 23/3/2022

