

## Daily Summary for Amman Stock Exchange

### VALUE TRADED (JD)

	2021	2022	NET CHANGE	CHANGE (%)
Daily	5,955,686	8,859,662	2,903,976	48.76%
Cumulative (1/3-24/3)	121,203,324	121,554,843	351,519	0.29%
Cumulative (2/1-24/3)	469,698,202	347,975,521	-121,722,681	-25.92%

### NO. OF SHARES TRADED

	2021	2022	NET CHANGE	CHANGE (%)
Daily	5,170,312	3,500,631	-1,669,681	-32.29%
Cumulative (1/3-24/3)	112,263,949	73,326,481	-38,937,468	-34.68%
Cumulative (2/1-24/3)	440,342,726	249,163,376	-191,179,350	-43.42%

### NO. OF TRANSACTIONS

	2021	2022	NET CHANGE	CHANGE (%)
Daily	1,797	3,138	1,341	74.62%
Cumulative (1/3-24/3)	43,657	46,146	2,489	5.70%
Cumulative (2/1-24/3)	167,317	157,721	-9,596	-5.74%

### SOME FINANCIAL RATIOS FOR THE ASE (24/3/2022)

SECTOR	P/E	P/BV	DIVIDEND YIELD (%)	TURNOVER (%)
FINANCIAL	14.509	0.842	4.787	0.028
SERVICES	-	1.264	2.018	0.151
INDUSTRY	22.275	2.625	0.521	0.053
OVERALL	18.789	1.187	2.968	0.056

### STOCK PRICE INDEX WEIGHTED BY FREE FLOAT MARKET CAPITALIZATION (1999=1000)

	WEDNESDAY 23/03/2022	THURSDAY 24/03/2022	% CHANGE	
			DAY BEFORE	YTD
GENERAL	2246.5	2258.9	0.56%	6.62%
FINANCIAL	2664.4	2661.7	-0.10%	2.20%
SERVICES	1349.6	1345.3	-0.32%	1.34%
INDUSTRY	4477.7	4638.6	3.59%	26.53%

### STOCK PRICE INDEX WEIGHTED BY FREE FLOAT MARKET CAPITALIZATION ASE20 (2014=1000)

	1179.1	1188.6	0.81%	10.63%
--	--------	--------	-------	--------

### STOCK PRICE INDEX WEIGHTED BY MARKET CAPITALIZATION (1991=1000)

	WEDNESDAY 23/03/2022	THURSDAY 24/03/2022	% CHANGE	
			DAY BEFORE	YTD
GENERAL	4353.3	4396.1	0.98%	9.76%
BANKS	6579.2	6584.6	0.08%	0.28%
INSURANCE	1348.4	1354.5	0.45%	1.97%
SERVICES	782.4	769.6	-1.65%	-1.64%
INDUSTRY	5916.1	6096.8	3.05%	29.71%

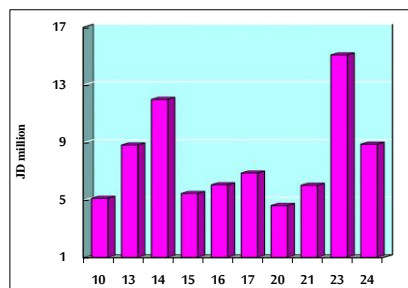
### STOCK PRICE MARKET INDEX WEIGHTED BY FREE FLOAT MARKET CAP. (2012=1000)

	WEDNESDAY 23/03/2022	THURSDAY 24/03/2022	% CHANGE	
			DAY BEFORE	YTD
FIRST MARKET	1244.9	1254.1	0.74%	9.53%
SECOND MARKET	832.7	826.8	-0.71%	-11.72%

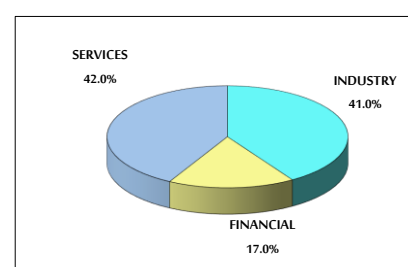
### MARKET CAPITALIZATION (JD)

	16,724,002,109	16,884,512,150	0.96%	8.96%
--	----------------	----------------	-------	-------

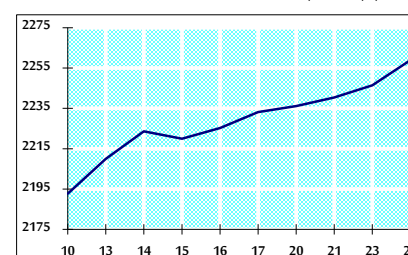
### VALUE TRADED FROM 10/3 TO 24/3/2022



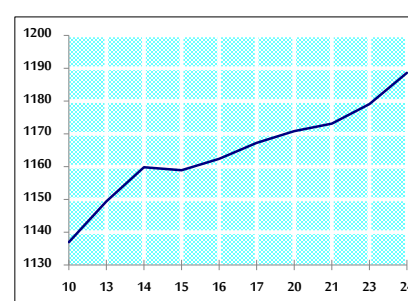
### VALUE TRADED BY SECTOR THURSDAY 24/3/2022



### GENERAL FREE FLOAT PRICE INDEX FROM 10/3 TO 24/3/2022



### ASE20 FREE FLOAT PRICE INDEX FROM 10/3 TO 24/3/2022



### GENERAL PRICE INDEX FROM 10/3 TO 24/3/2022

