

Daily Summary for Amman Stock Exchange

VALUE TRADED (JD)

	2021	2022	NET CHANGE	CHANGE (%)
Daily	-	10,095,522	-	-
Cumulative (3/7-28/7)	113,818,468	166,804,485	52,986,017	46.55%
Cumulative (2/1-28/7)	1,242,908,721	1,137,185,143	-105,723,578	-8.51%

NO. OF SHARES TRADED

	2021	2022	NET CHANGE	CHANGE (%)
Daily	-	4,930,942	-	-
Cumulative (3/7-28/7)	76,912,007	88,719,857	11,807,850	15.35%
Cumulative (2/1-28/7)	983,207,200	671,494,090	-311,713,110	-31.70%

NO. OF TRANSACTIONS

	2021	2022	NET CHANGE	CHANGE (%)
Daily	-	4,198	-	-
Cumulative (3/7-28/7)	50,357	72,589	22,232	44.15%
Cumulative (2/1-28/7)	477,716	448,223	-29,493	-6.17%

SOME FINANCIAL RATIOS FOR THE ASE (28/7/2022)

SECTOR	P/E	P/BV	DIVIDEND YIELD (%)	TURNOVER (%)
FINANCIAL	14.368	0.869	4.778	0.060
SERVICES	19.490	1.482	3.906	0.166
INDUSTRY	12.861	2.938	3.899	0.050
OVERALL	13.910	1.317	4.372	0.081

STOCK PRICE INDEX WEIGHTED BY FREE FLOAT MARKET CAPITALIZATION (1999=1000)

	WEDNESDAY 27/07/2022	THURSDAY 28/07/2022	% CHANGE	
			DAY BEFORE	YTD
GENERAL	2582.2	2592.8	0.41%	22.38%
FINANCIAL	2719.4	2721.3	0.07%	4.49%
SERVICES	1806.7	1838.3	1.75%	38.49%
INDUSTRY	5803.6	5779.0	-0.42%	57.64%

STOCK PRICE INDEX WEIGHTED BY FREE FLOAT MARKET CAPITALIZATION ASE20 (2014=1000)

	1387.5	1393.6	0.44%	29.71%
--	--------	--------	-------	--------

Total Return Index ASETR (2021=1074)

	1475.0	1481.4	0.43%	37.89%
--	--------	--------	-------	--------

STOCK PRICE INDEX WEIGHTED BY MARKET CAPITALIZATION (1991=1000)

	WEDNESDAY 27/07/2022	THURSDAY 28/07/2022	% CHANGE	
			DAY BEFORE	YTD
GENERAL	5030.6	5026.7	-0.08%	25.50%
BANKS	6837.3	6838.9	0.02%	4.15%
INSURANCE	1281.7	1281.1	-0.05%	-3.56%
SERVICES	818.5	819.3	0.10%	4.72%
INDUSTRY	7953.9	7936.4	-0.22%	68.84%

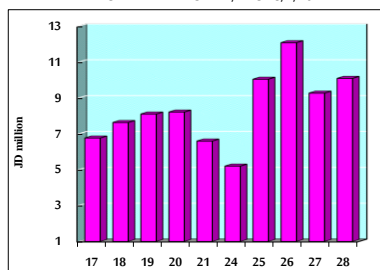
STOCK PRICE MARKET INDEX WEIGHTED BY FREE FLOAT MARKET CAP. (2012=1000)

	WEDNESDAY 27/07/2022	THURSDAY 28/07/2022	% CHANGE	
			DAY BEFORE	YTD
FIRST MARKET	1448.2	1453.8	0.39%	26.98%
SECOND MARKET	823.3	826.1	0.34%	-11.80%

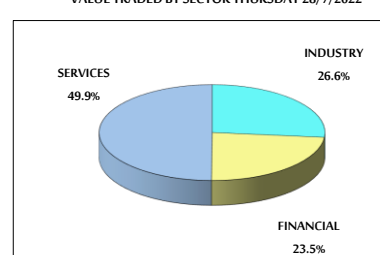
MARKET CAPITALIZATION (JD)

	19,075,196,031	19,062,821,991	-0.06%	23.02%
--	----------------	----------------	--------	--------

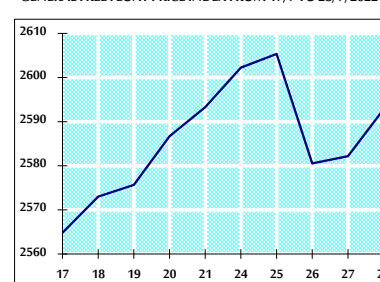
VALUE TRADED FROM 17/7 TO 28/7/2022



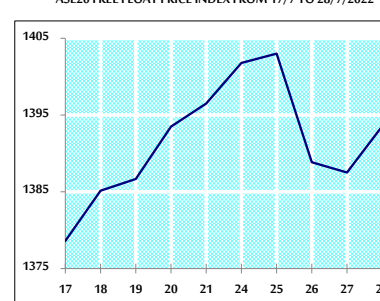
VALUE TRADED BY SECTOR THURSDAY 28/7/2022



GENERAL FREE FLOAT PRICE INDEX FROM 17/7 TO 28/7/2022



ASE20 FREE FLOAT PRICE INDEX FROM 17/7 TO 28/7/2022



GENERAL PRICE INDEX FROM 17/7 TO 28/7/2022

