

Daily Summary for Amman Stock Exchange

VALUE TRADED (JD)

	2020	2021	NET CHANGE	CHANGE (%)
Daily	4,865,508	7,005,430	2,139,922	43.98%
Cumulative(3/1-7/1)	20,879,108	49,361,764	28,482,656	136.42%
Cumulative(3/1-7/1)	20,879,108	49,361,764	28,482,656	136.42%

NO. OF SHARES TRADED

	2020	2021	NET CHANGE	CHANGE (%)
Daily	4,503,359	8,923,327	4,419,968	98.15%
Cumulative(3/1-7/1)	17,582,401	63,960,104	46,377,703	263.77%
Cumulative(3/1-7/1)	17,582,401	63,960,104	46,377,703	263.77%

NO. OF TRANSACTIONS

	2020	2021	NET CHANGE	CHANGE (%)
Daily	1,688	3,282	1,594	94.43%
Cumulative(3/1-7/1)	8,665	15,437	6,772	78.15%
Cumulative(3/1-7/1)	8,665	15,437	6,772	78.15%

SOME FINANCIAL RATIOS FOR THE ASE (7/1/2021)

SECTOR	P/E	P/BV	DIVIDEND YIELD (%)	TURNOVER (%)
FINANCIAL	9.271	0.750	0.168	0.111
SERVICES	12.018	1.047	5.073	0.161
INDUSTRY	17.590	1.280	3.734	0.259
OVERALL	10.170	0.857	1.799	0.140

STOCK PRICE INDEX WEIGHTED BY FREE FLOAT MARKET CAPITALIZATION (1999=1000)

	WEDNESDAY 06/01/2021	THURSDAY 07/01/2021	% CHANGE	
			DAY BEFORE	YTD
GENERAL	1677.4	1677.5	0.00%	1.22%
FINANCIAL	2199.4	2201.6	0.10%	1.38%
SERVICES	1158.4	1154.5	-0.33%	0.57%
INDUSTRY	2133.3	2134.6	0.06%	0.70%

STOCK PRICE INDEX WEIGHTED BY FREE FLOAT MARKET CAPITALIZATION ASE20 (2014=1000)

	814.4	812.5	-0.23%	0.75%
--	-------	-------	--------	-------

STOCK PRICE INDEX WEIGHTED BY MARKET CAPITALIZATION (1991=1000)

	WEDNESDAY 06/01/2021	THURSDAY 07/01/2021	% CHANGE	
			DAY BEFORE	YTD
GENERAL	3079.4	3075.8	-0.12%	0.86%
BANKS	5452.9	5443.4	-0.17%	0.61%
INSURANCE	1297.1	1296.3	-0.06%	-0.98%
SERVICES	719.6	720.7	0.16%	2.34%
INDUSTRY	2838.1	2833.2	-0.17%	0.54%

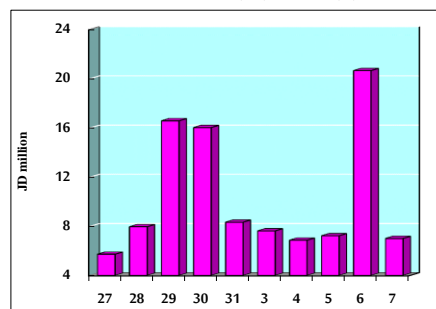
STOCK PRICE MARKET INDEX WEIGHTED BY FREE FLOAT MARKET CAP. (2012=1000)

	WEDNESDAY 06/01/2021	THURSDAY 07/01/2021	% CHANGE	
			DAY BEFORE	YTD
FIRST MARKET	876.5	874.7	-0.21%	0.72%
SECOND MARKET	899.4	910.2	1.20%	4.46%

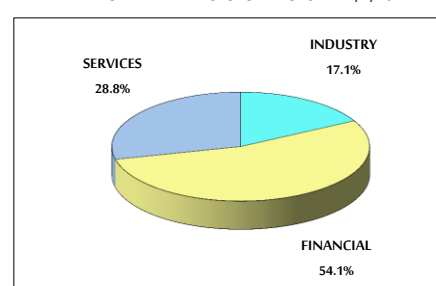
MARKET CAPITALIZATION (JD)

	13,013,366,098	12,999,422,548	-0.11%	0.71%
--	----------------	----------------	--------	-------

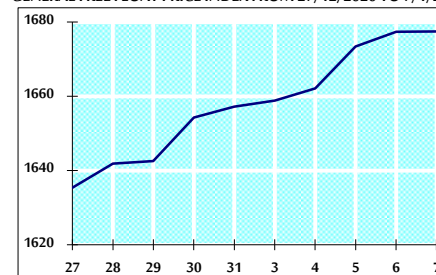
VALUE TRADED FROM 27/12/2020 TO 7/1/2021



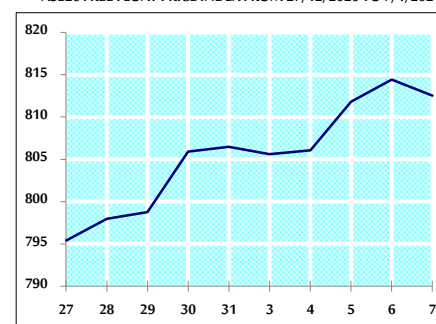
VALUE TRADED BY SECTOR THURSDAY 7/1/2021



GENERAL FREE FLOAT PRICE INDEX FROM 27/12/2020 TO 7/1/2021



ASE20 FREE FLOAT PRICE INDEX FROM 27/12/2020 TO 7/1/2021



GENERAL PRICE INDEX FROM 27/12/2020 TO 7/1/2021

