

Daily Summary for Amman Stock Exchange

VALUE TRADED (JD)

	2020	2021	NET CHANGE	CHANGE (%)
Daily	5,429,975	6,300,079	870,104	16.02%
Cumulative(1/2-16/2)	77,765,906	81,457,496	3,691,590	4.75%
Cumulative(3/1-16/2)	182,795,763	293,547,004	110,751,241	60.59%

NO. OF SHARES TRADED

	2020	2021	NET CHANGE	CHANGE (%)
Daily	6,038,426	6,802,279	763,853	12.65%
Cumulative(1/2-16/2)	72,454,002	79,428,194	6,974,192	9.63%
Cumulative(3/1-16/2)	165,552,606	279,079,423	113,526,817	68.57%

NO. OF TRANSACTIONS

	2020	2021	NET CHANGE	CHANGE (%)
Daily	2,448	3,131	683	27.90%
Cumulative(1/2-16/2)	28,490	36,562	8,072	28.33%
Cumulative(3/1-16/2)	72,644	101,698	29,054	40.00%

SOME FINANCIAL RATIOS FOR THE ASE (16/2/2021)

SECTOR	P/E	P/BV	DIVIDEND YIELD (%)	TURNOVER (%)
FINANCIAL	21.502	0.741	2.336	0.082
SERVICES	12.179	1.063	4.958	0.126
INDUSTRY	20.675	1.636	3.016	0.209
OVERALL	18.705	0.908	3.038	0.107

STOCK PRICE INDEX WEIGHTED BY FREE FLOAT MARKET CAPITALIZATION (1999=1000)

	MONDAY 15/02/2021	TUESDAY 16/02/2021	% CHANGE	
			DAY BEFORE	YTD
GENERAL	1728.8	1737.7	0.51%	4.85%
FINANCIAL	2238.7	2231.1	-0.34%	2.74%
SERVICES	1144.1	1158.6	1.27%	0.92%
INDUSTRY	2491.0	2558.1	2.69%	20.68%

STOCK PRICE INDEX WEIGHTED BY FREE FLOAT MARKET CAPITALIZATION ASE20 (2014=1000)

	846.5	851.8	0.62%	5.61%
--	-------	-------	-------	-------

STOCK PRICE INDEX WEIGHTED BY MARKET CAPITALIZATION (1991=1000)

	MONDAY 15/02/2021	TUESDAY 16/02/2021	% CHANGE	
			DAY BEFORE	YTD
GENERAL	3259.6	3295.4	1.10%	8.06%
BANKS	5470.3	5459.3	-0.20%	0.90%
INSURANCE	1266.2	1266.5	0.02%	-3.26%
SERVICES	716.9	715.2	-0.24%	1.55%
INDUSTRY	3463.2	3606.8	4.14%	27.99%

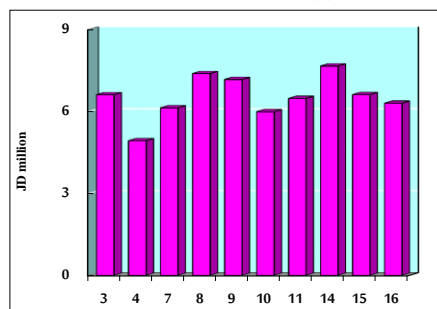
STOCK PRICE MARKET INDEX WEIGHTED BY FREE FLOAT MARKET CAP. (2012=1000)

	MONDAY 15/02/2021	TUESDAY 16/02/2021	% CHANGE	
			DAY BEFORE	YTD
FIRST MARKET	908.0	913.2	0.57%	5.16%
SECOND MARKET	906.5	907.7	0.13%	4.17%

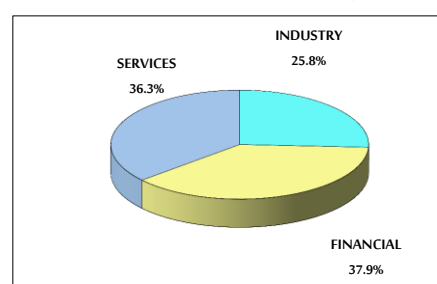
MARKET CAPITALIZATION (JD)

	13,676,082,832	13,802,338,294	0.92%	6.93%
--	----------------	----------------	-------	-------

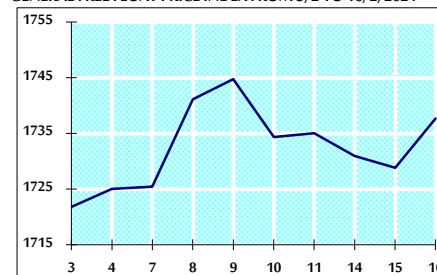
VALUE TRADED FROM 3/2 TO 16/2/2021



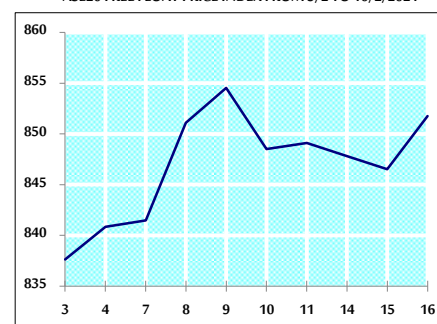
VALUE TRADED BY SECTOR TUESDAY 16/2/2021



GENERAL FREE FLOAT PRICE INDEX FROM 3/2 TO 16/2/2021



ASE20 FREE FLOAT PRICE INDEX FROM 3/2 TO 16/2/2021



GENERAL PRICE INDEX FROM 3/2 TO 16/2/2021

