

Daily Summary for Amman Stock Exchange

VALUE TRADED (JD)

	2020	2021	NET CHANGE	CHANGE (%)
Daily	4,185,074	7,863,629	3,678,555	87.90%
Cumulative(1/2-17/2)	81,950,980	89,321,125	7,370,145	8.99%
Cumulative(3/1-17/2)	186,980,837	301,410,633	114,429,796	61.20%

NO. OF SHARES TRADED

	2020	2021	NET CHANGE	CHANGE (%)
Daily	4,096,052	7,321,217	3,225,165	78.74%
Cumulative(1/2-17/2)	76,550,054	86,749,411	10,199,357	13.32%
Cumulative(3/1-17/2)	169,648,658	286,400,640	116,751,982	68.82%

NO. OF TRANSACTIONS

	2020	2021	NET CHANGE	CHANGE (%)
Daily	2,071	3,562	1,491	71.99%
Cumulative(1/2-17/2)	30,561	40,124	9,563	31.29%
Cumulative(3/1-17/2)	74,715	105,260	30,545	40.88%

SOME FINANCIAL RATIOS FOR THE ASE (17/2/2021)

SECTOR	P/E	P/BV	DIVIDEND YIELD (%)	TURNOVER (%)
FINANCIAL	21.537	0.742	2.333	0.104
SERVICES	12.251	1.069	4.928	0.161
INDUSTRY	20.695	1.638	3.013	0.101
OVERALL	18.752	0.910	3.031	0.115

STOCK PRICE INDEX WEIGHTED BY FREE FLOAT MARKET CAPITALIZATION (1999=1000)

	TUESDAY 16/02/2021	WEDNESDAY 17/02/2021	% CHANGE	
			DAY BEFORE	YTD
GENERAL	1737.7	1749.4	0.67%	5.56%
FINANCIAL	2231.1	2238.7	0.34%	3.09%
SERVICES	1158.6	1174.5	1.37%	2.31%
INDUSTRY	2558.1	2566.5	0.33%	21.08%

STOCK PRICE INDEX WEIGHTED BY FREE FLOAT MARKET CAPITALIZATION ASE20 (2014=1000)

	851.8	859.2	0.88%	6.54%
--	-------	-------	-------	-------

STOCK PRICE INDEX WEIGHTED BY MARKET CAPITALIZATION (1991=1000)

	TUESDAY 16/02/2021	WEDNESDAY 17/02/2021	% CHANGE	
			DAY BEFORE	YTD
GENERAL	3295.4	3303.7	0.25%	8.33%
BANKS	5459.3	5468.0	0.16%	1.06%
INSURANCE	1266.5	1265.2	-0.11%	-3.36%
SERVICES	715.2	717.2	0.28%	1.84%
INDUSTRY	3606.8	3621.4	0.41%	28.51%

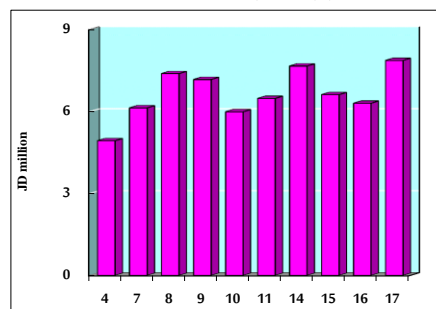
STOCK PRICE MARKET INDEX WEIGHTED BY FREE FLOAT MARKET CAP. (2012=1000)

	TUESDAY 16/02/2021	WEDNESDAY 17/02/2021	% CHANGE	
			DAY BEFORE	YTD
FIRST MARKET	913.2	920.7	0.82%	6.03%
SECOND MARKET	907.7	907.1	-0.06%	4.10%

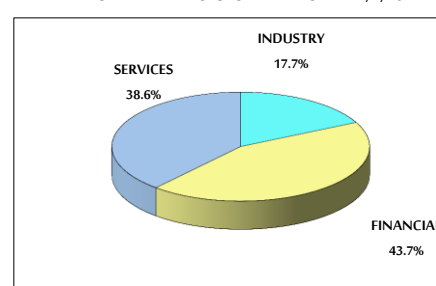
MARKET CAPITALIZATION (JD)

	13,802,338,294	13,829,501,808	0.20%	7.14%
--	----------------	----------------	-------	-------

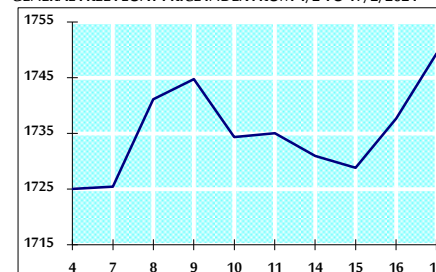
VALUE TRADED FROM 4/2 TO 17/2/2021



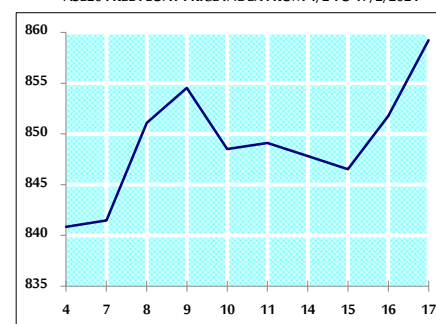
VALUE TRADED BY SECTOR WEDNESDAY 17/2/2021



GENERAL FREE FLOAT PRICE INDEX FROM 4/2 TO 17/2/2021



ASE20 FREE FLOAT PRICE INDEX FROM 4/2 TO 17/2/2021



GENERAL PRICE INDEX FROM 4/2 TO 17/2/2021

