

Daily Summary for Amman Stock Exchange

VALUE TRADED (JD)

	2020	2021	NET CHANGE	CHANGE (%)
Daily	4,459,254	6,001,532	1,542,278	34.59%
Cumulative(1/2-21/2)	86,410,234	95,322,657	8,912,423	10.31%
Cumulative(3/1-21/2)	191,440,091	307,412,165	115,972,074	60.58%

NO. OF SHARES TRADED

	2020	2021	NET CHANGE	CHANGE (%)
Daily	3,815,115	6,291,813	2,476,698	64.92%
Cumulative(1/2-21/2)	80,365,169	93,041,224	12,676,055	15.77%
Cumulative(3/1-21/2)	173,463,773	292,692,453	119,228,680	68.73%

NO. OF TRANSACTIONS

	2020	2021	NET CHANGE	CHANGE (%)
Daily	1,998	3,053	1,055	52.80%
Cumulative(1/2-21/2)	32,559	43,177	10,618	32.61%
Cumulative(3/1-21/2)	76,713	108,313	31,600	41.19%

SOME FINANCIAL RATIOS FOR THE ASE (21/2/2021)

SECTOR	P/E	P/BV	DIVIDEND YIELD (%)	TURNOVER (%)
FINANCIAL	21.643	0.746	2.321	0.071
SERVICES	12.299	1.073	4.909	0.190
INDUSTRY	20.402	1.614	3.056	0.097
OVERALL	18.743	0.909	3.032	0.099

STOCK PRICE INDEX WEIGHTED BY FREE FLOAT MARKET CAPITALIZATION (1999=1000)

	WEDNESDAY 17/02/2021	SUNDAY 21/02/2021	% CHANGE	
			DAY BEFORE	YTD
GENERAL	1749.4	1759.6	0.59%	6.18%
FINANCIAL	2238.7	2246.4	0.34%	3.44%
SERVICES	1174.5	1189.6	1.29%	3.63%
INDUSTRY	2566.5	2569.0	0.10%	21.19%

STOCK PRICE INDEX WEIGHTED BY FREE FLOAT MARKET CAPITALIZATION ASE20 (2014=1000)

	859.2	864.7	0.64%	7.22%
--	-------	-------	-------	-------

STOCK PRICE INDEX WEIGHTED BY MARKET CAPITALIZATION (1991=1000)

	WEDNESDAY 17/02/2021	SUNDAY 21/02/2021	% CHANGE	
			DAY BEFORE	YTD
GENERAL	3303.7	3298.8	-0.15%	8.17%
BANKS	5468.0	5497.7	0.54%	1.61%
INSURANCE	1265.2	1265.6	0.04%	-3.33%
SERVICES	717.2	717.4	0.02%	1.86%
INDUSTRY	3621.4	3570.3	-1.41%	26.70%

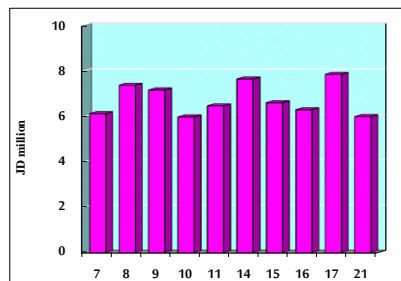
STOCK PRICE MARKET INDEX WEIGHTED BY FREE FLOAT MARKET CAP. (2012=1000)

	WEDNESDAY 17/02/2021	SUNDAY 21/02/2021	% CHANGE	
			DAY BEFORE	YTD
FIRST MARKET	920.7	927.0	0.68%	6.75%
SECOND MARKET	907.1	908.5	0.16%	4.27%

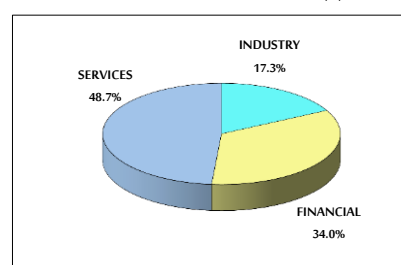
MARKET CAPITALIZATION (JD)

	13,829,501,808	13,823,067,540	-0.05%	7.09%
--	----------------	----------------	--------	-------

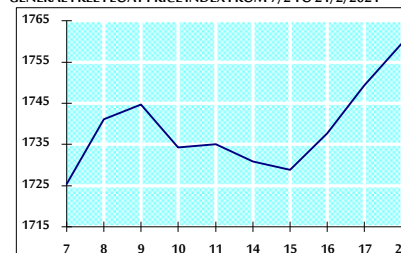
VALUE TRADED FROM 7/2 TO 21/2/2021



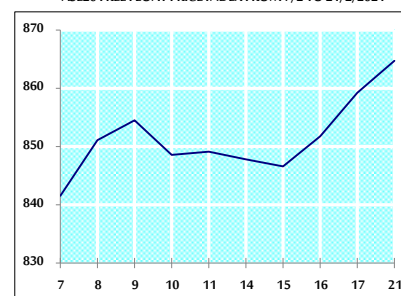
VALUE TRADED BY SECTOR SUNDAY 21/2/2021



GENERAL FREE FLOAT PRICE INDEX FROM 7/2 TO 21/2/2021



ASE20 FREE FLOAT PRICE INDEX FROM 7/2 TO 21/2/2021



GENERAL PRICE INDEX FROM 7/2 TO 21/2/2021

