

Daily Summary for Amman Stock Exchange

VALUE TRADED (JD)

	2020	2021	NET CHANGE	CHANGE (%)
Daily	-	5,587,961	-	-
Cumulative(1/4-25/4)	-	106,881,010	-	-
Cumulative(3/1-25/4)	284,365,212	632,454,486	348,089,274	122.41%

NO. OF SHARES TRADED

	2020	2021	NET CHANGE	CHANGE (%)
Daily	-	5,156,572	-	-
Cumulative(1/4-25/4)	-	102,530,437	-	-
Cumulative(3/1-25/4)	261,205,489	589,244,946	328,039,457	125.59%

NO. OF TRANSACTIONS

	2020	2021	NET CHANGE	CHANGE (%)
Daily	-	2,582	-	-
Cumulative(1/4-25/4)	-	48,009	-	-
Cumulative(3/1-25/4)	114,068	233,146	119,078	104.39%

SOME FINANCIAL RATIOS FOR THE ASE (25/4/2021)

SECTOR	P/E	P/BV	DIVIDEND YIELD (%)	TURNOVER (%)
FINANCIAL	29.215	0.720	3.998	0.065
SERVICES	-	1.139	1.950	0.058
INDUSTRY	20.476	1.633	3.494	0.206
OVERALL	30.429	0.889	3.591	0.081

STOCK PRICE INDEX WEIGHTED BY FREE FLOAT MARKET CAPITALIZATION (1999=1000)

	THURSDAY 22/04/2021	SUNDAY 25/04/2021	% CHANGE	
			DAY BEFORE	YTD
GENERAL	1784.4	1780.2	-0.23%	7.42%
FINANCIAL	2252.5	2246.7	-0.26%	3.46%
SERVICES	1200.1	1193.6	-0.54%	3.97%
INDUSTRY	2702.4	2717.6	0.56%	28.21%

STOCK PRICE INDEX WEIGHTED BY FREE FLOAT MARKET CAPITALIZATION ASE20 (2014=1000)

	881.2	879.4	-0.20%	9.04%
--	-------	-------	--------	-------

STOCK PRICE INDEX WEIGHTED BY MARKET CAPITALIZATION (1991=1000)

	THURSDAY 22/04/2021	SUNDAY 25/04/2021	% CHANGE	
			DAY BEFORE	YTD
GENERAL	3239.6	3237.2	-0.07%	6.15%
BANKS	5359.0	5347.2	-0.22%	-1.17%
INSURANCE	1250.3	1254.7	0.35%	-4.16%
SERVICES	717.5	716.0	-0.21%	1.67%
INDUSTRY	3515.0	3523.9	0.25%	25.05%

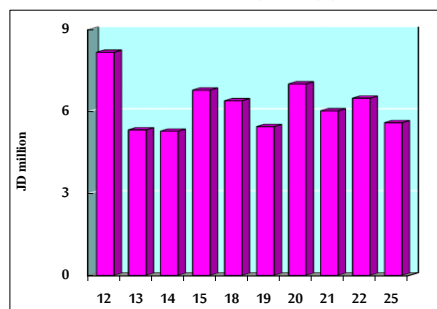
STOCK PRICE MARKET INDEX WEIGHTED BY FREE FLOAT MARKET CAP. (2012=1000)

	THURSDAY 22/04/2021	SUNDAY 25/04/2021	% CHANGE	
			DAY BEFORE	YTD
FIRST MARKET	941.0	939.1	-0.20%	8.14%
SECOND MARKET	923.9	918.3	-0.60%	5.38%

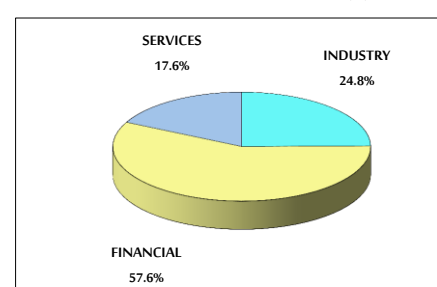
MARKET CAPITALIZATION (JD)

	13,602,641,021	13,594,864,693	-0.06%	5.32%
--	----------------	----------------	--------	-------

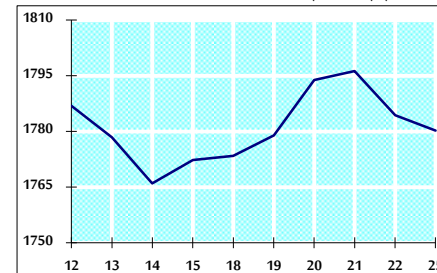
VALUE TRADED FROM 12/4 TO 25/4/2021



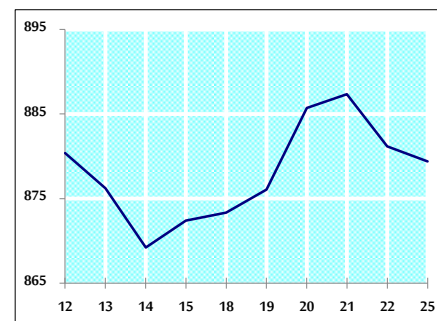
VALUE TRADED BY SECTOR SUNDAY 25/4/2021



GENERAL FREE FLOAT PRICE INDEX FROM 12/4 TO 25/4/2021



ASE20 FREE FLOAT PRICE INDEX FROM 12/4 TO 25/4/2021



GENERAL PRICE INDEX FROM 12/4 TO 25/4/2021

