

Daily Summary for Amman Stock Exchange

VALUE TRADED (JD)

	2020	2021	NET CHANGE	CHANGE (%)
Daily	-	5,610,905	-	-
Cumulative(1/4-26/4)	-	112,491,915	-	-
Cumulative(3/1-26/4)	284,365,212	638,065,391	353,700,179	124.38%

NO. OF SHARES TRADED

	2020	2021	NET CHANGE	CHANGE (%)
Daily	-	6,243,592	-	-
Cumulative(1/4-26/4)	-	108,774,029	-	-
Cumulative(3/1-26/4)	261,205,489	595,488,538	334,283,049	127.98%

NO. OF TRANSACTIONS

	2020	2021	NET CHANGE	CHANGE (%)
Daily	-	3,096	-	-
Cumulative(1/4-26/4)	-	51,105	-	-
Cumulative(3/1-26/4)	114,068	236,242	122,174	107.11%

SOME FINANCIAL RATIOS FOR THE ASE (26/4/2021)

SECTOR	P/E	P/BV	DIVIDEND YIELD (%)	TURNOVER (%)
FINANCIAL	29.396	0.725	3.974	0.082
SERVICES	-	1.146	2.138	0.051
INDUSTRY	20.445	1.631	3.499	0.261
OVERALL	30.567	0.893	3.610	0.098

STOCK PRICE INDEX WEIGHTED BY FREE FLOAT MARKET CAPITALIZATION (1999=1000)

	SUNDAY 25/04/2021	MONDAY 26/04/2021	% CHANGE	
			DAY BEFORE	YTD
GENERAL	1780.2	1782.7	0.14%	7.57%
FINANCIAL	2246.7	2242.4	-0.19%	3.26%
SERVICES	1193.6	1203.7	0.85%	4.85%
INDUSTRY	2717.6	2723.0	0.20%	28.46%

STOCK PRICE INDEX WEIGHTED BY FREE FLOAT MARKET CAPITALIZATION ASE20 (2014=1000)

	879.4	881.8	0.28%	9.34%
--	-------	-------	-------	-------

STOCK PRICE INDEX WEIGHTED BY MARKET CAPITALIZATION (1991=1000)

	SUNDAY 25/04/2021	MONDAY 26/04/2021	% CHANGE	
			DAY BEFORE	YTD
GENERAL	3237.2	3251.8	0.45%	6.63%
BANKS	5347.2	5393.3	0.86%	-0.32%
INSURANCE	1254.7	1254.0	-0.05%	-4.21%
SERVICES	716.0	715.9	-0.01%	1.66%
INDUSTRY	3523.9	3522.8	-0.03%	25.01%

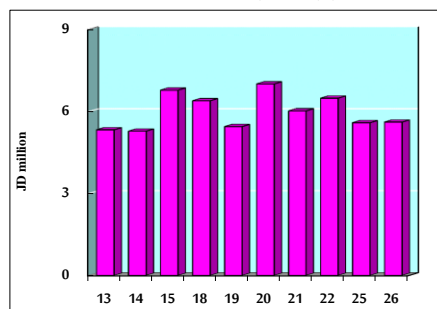
STOCK PRICE MARKET INDEX WEIGHTED BY FREE FLOAT MARKET CAP. (2012=1000)

	SUNDAY 25/04/2021	MONDAY 26/04/2021	% CHANGE	
			DAY BEFORE	YTD
FIRST MARKET	939.1	941.9	0.29%	8.46%
SECOND MARKET	918.3	909.5	-0.95%	4.38%

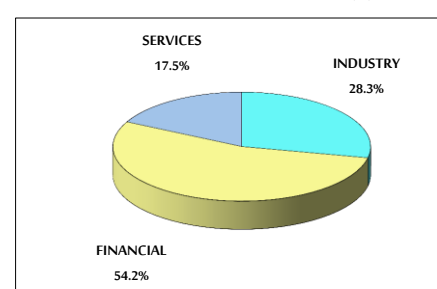
MARKET CAPITALIZATION (JD)

	13,594,864,693	13,646,432,500	0.38%	5.72%
--	----------------	----------------	-------	-------

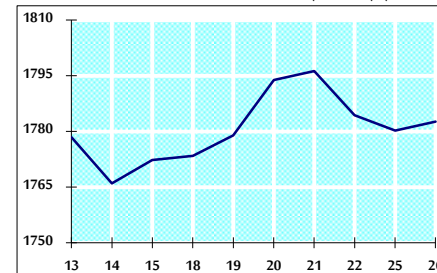
VALUE TRADED FROM 13/4 TO 26/4/2021



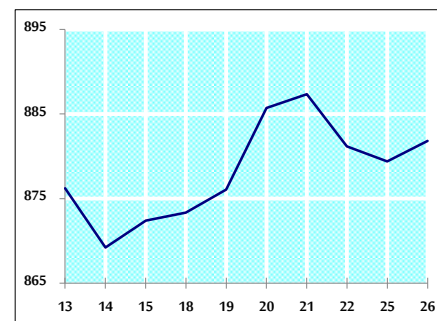
VALUE TRADED BY SECTOR MONDAY 26/4/2021



GENERAL FREE FLOAT PRICE INDEX FROM 13/4 TO 26/4/2021



ASE20 FREE FLOAT PRICE INDEX FROM 13/4 TO 26/4/2021



GENERAL PRICE INDEX FROM 13/4 TO 26/4/2021

