

Daily Summary for Amman Stock Exchange

VALUE TRADED (JD)

	2020	2021	NET CHANGE	CHANGE (%)
Daily	-	6,232,823	-	-
Cumulative(1/4-27/4)	-	118,724,738	-	-
Cumulative(3/1-27/4)	284,365,212	644,298,214	359,933,002	126.57%

NO. OF SHARES TRADED

	2020	2021	NET CHANGE	CHANGE (%)
Daily	-	4,529,805	-	-
Cumulative(1/4-27/4)	-	113,303,834	-	-
Cumulative(3/1-27/4)	261,205,489	600,018,343	338,812,854	129.71%

NO. OF TRANSACTIONS

	2020	2021	NET CHANGE	CHANGE (%)
Daily	-	2,654	-	-
Cumulative(1/4-27/4)	-	53,759	-	-
Cumulative(3/1-27/4)	114,068	238,896	124,828	109.43%

SOME FINANCIAL RATIOS FOR THE ASE (27/4/2021)

SECTOR	P/E	P/BV	DIVIDEND YIELD (%)	TURNOVER (%)
FINANCIAL	29.376	0.724	3.976	0.076
SERVICES	-	1.144	2.143	0.047
INDUSTRY	20.488	1.634	3.492	0.084
OVERALL	30.551	0.893	3.612	0.071

STOCK PRICE INDEX WEIGHTED BY FREE FLOAT MARKET CAPITALIZATION (1999=1000)

	MONDAY 26/04/2021	TUESDAY 27/04/2021	% CHANGE	
			DAY BEFORE	YTD
GENERAL	1782.7	1780.1	-0.14%	7.42%
FINANCIAL	2242.4	2234.2	-0.37%	2.88%
SERVICES	1203.7	1207.3	0.29%	5.16%
INDUSTRY	2723.0	2729.2	0.23%	28.75%

STOCK PRICE INDEX WEIGHTED BY FREE FLOAT MARKET CAPITALIZATION ASE20 (2014=1000)

	881.8	881.6	-0.02%	9.31%
--	-------	-------	--------	-------

STOCK PRICE INDEX WEIGHTED BY MARKET CAPITALIZATION (1991=1000)

	MONDAY 26/04/2021	TUESDAY 27/04/2021	% CHANGE	
			DAY BEFORE	YTD
GENERAL	3251.8	3250.1	-0.05%	6.57%
BANKS	5393.3	5396.2	0.05%	-0.27%
INSURANCE	1254.0	1257.2	0.25%	-3.97%
SERVICES	715.9	711.3	-0.64%	1.01%
INDUSTRY	3522.8	3524.7	0.06%	25.08%

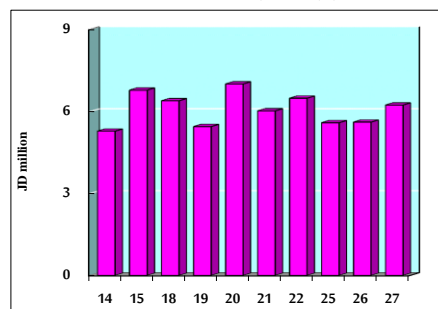
STOCK PRICE MARKET INDEX WEIGHTED BY FREE FLOAT MARKET CAP. (2012=1000)

	MONDAY 26/04/2021	TUESDAY 27/04/2021	% CHANGE	
			DAY BEFORE	YTD
FIRST MARKET	941.9	941.7	-0.02%	8.45%
SECOND MARKET	909.5	901.0	-0.93%	3.41%

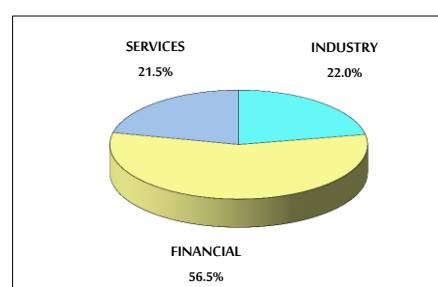
MARKET CAPITALIZATION (JD)

	13,646,432,500	13,645,160,380	-0.01%	5.71%
--	----------------	----------------	--------	-------

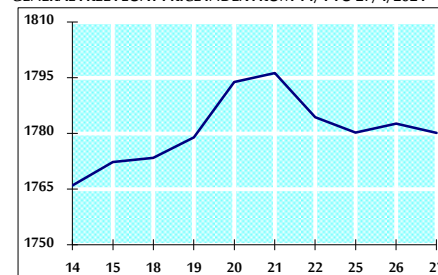
VALUE TRADED FROM 14/4 TO 27/4/2021



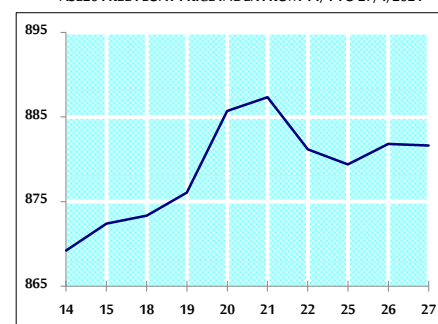
VALUE TRADED BY SECTOR TUESDAY 27/4/2021



GENERAL FREE FLOAT PRICE INDEX FROM 14/4 TO 27/4/2021



ASE20 FREE FLOAT PRICE INDEX FROM 14/4 TO 27/4/2021



GENERAL PRICE INDEX FROM 14/4 TO 27/4/2021

