

Daily Summary for Amman Stock Exchange

VALUE TRADED (JD)

	2020	2021	NET CHANGE	CHANGE (%)
Daily	-	6,510,181	-	-
Cumulative(2/5-2/5)	-	6,510,181	-	-
Cumulative(3/1-29/4)	284,365,212	664,925,756	380,560,544	133.83%

NO. OF SHARES TRADED

	2020	2021	NET CHANGE	CHANGE (%)
Daily	-	5,810,231	-	-
Cumulative(2/5-2/5)	-	5,810,231	-	-
Cumulative(3/1-29/4)	261,205,489	618,159,647	356,954,158	136.66%

NO. OF TRANSACTIONS

	2020	2021	NET CHANGE	CHANGE (%)
Daily	-	3,338	-	-
Cumulative(2/5-2/5)	-	3,338	-	-
Cumulative(3/1-29/4)	114,068	247,854	133,786	117.29%

SOME FINANCIAL RATIOS FOR THE ASE (2/5/2021)

SECTOR	P/E	P/BV	DIVIDEND YIELD (%)	TURNOVER (%)
FINANCIAL	29.706	0.731	3.933	0.069
SERVICES	-	1.149	2.384	0.130
INDUSTRY	21.544	1.724	3.329	0.152
OVERALL	31.232	0.913	3.575	0.091

STOCK PRICE INDEX WEIGHTED BY FREE FLOAT MARKET CAPITALIZATION (1999=1000)

	THURSDAY 29/04/2021	SUNDAY 02/05/2021	% CHANGE	
			DAY BEFORE	YTD
GENERAL	1795.3	1799.7	0.24%	8.60%
FINANCIAL	2247.2	2229.0	-0.81%	2.64%
SERVICES	1212.9	1225.3	1.02%	6.73%
INDUSTRY	2785.1	2870.2	3.06%	35.41%

STOCK PRICE INDEX WEIGHTED BY FREE FLOAT MARKET CAPITALIZATION ASE20 (2014=1000)

	890.9	891.3	0.04%	10.51%
--	-------	-------	-------	--------

STOCK PRICE INDEX WEIGHTED BY MARKET CAPITALIZATION (1991=1000)

	THURSDAY 29/04/2021	SUNDAY 02/05/2021	% CHANGE	
			DAY BEFORE	YTD
GENERAL	3281.0	3322.6	1.27%	8.95%
BANKS	5442.0	5445.5	0.07%	0.64%
INSURANCE	1253.9	1254.2	0.03%	-4.20%
SERVICES	709.3	706.5	-0.39%	0.32%
INDUSTRY	3589.9	3745.4	4.33%	32.91%

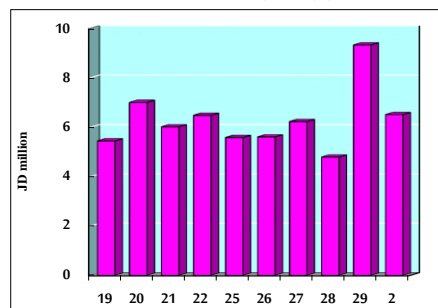
STOCK PRICE MARKET INDEX WEIGHTED BY FREE FLOAT MARKET CAP. (2012=1000)

	THURSDAY 29/04/2021	SUNDAY 02/05/2021	% CHANGE	
			DAY BEFORE	YTD
FIRST MARKET	951.5	952.5	0.10%	9.69%
SECOND MARKET	897.7	904.4	0.74%	3.79%

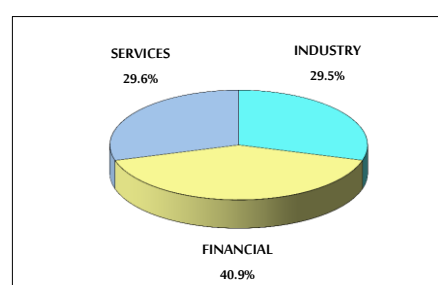
MARKET CAPITALIZATION (JD)

	13,735,291,396	13,881,479,867	1.06%	7.54%
--	----------------	----------------	-------	-------

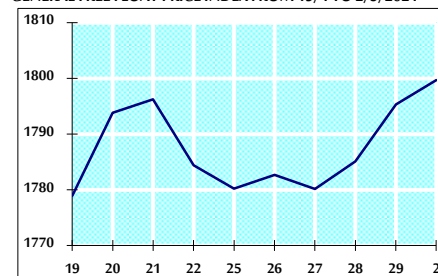
VALUE TRADED FROM 19/4 TO 2/5/2021



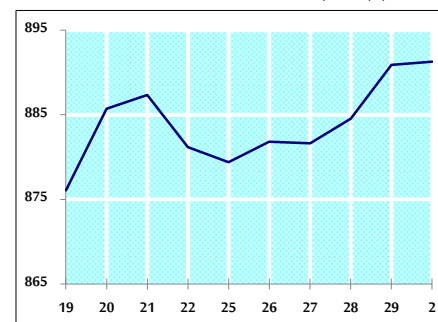
VALUE TRADED BY SECTOR SUNDAY 2/5/2021



GENERAL FREE FLOAT PRICE INDEX FROM 19/4 TO 2/5/2021



ASE20 FREE FLOAT PRICE INDEX FROM 19/4 TO 2/5/2021



GENERAL PRICE INDEX FROM 19/4 TO 2/5/2021

