

Daily Summary for Amman Stock Exchange

VALUE TRADED (JD)

	2020	2021	NET CHANGE	CHANGE (%)
Daily	4,761,097	10,996,192	6,235,095	130.96%
Cumulative (1/6-2/6)	8,298,655	21,078,994	12,780,339	154.00%
Cumulative (3/1-2/6)	323,931,124	889,236,328	565,305,204	174.51%

NO. OF SHARES TRADED

	2020	2021	NET CHANGE	CHANGE (%)
Daily	4,960,600	7,183,854	2,223,254	44.82%
Cumulative (1/6-2/6)	9,826,630	14,130,227	4,303,597	43.80%
Cumulative (3/1-2/6)	298,888,844	764,416,756	465,527,912	155.75%

NO. OF TRANSACTIONS

	2020	2021	NET CHANGE	CHANGE (%)
Daily	2,229	5,137	2,908	130.46%
Cumulative (1/6-2/6)	4,231	10,024	5,793	136.92%
Cumulative (3/1-2/6)	128,655	334,640	205,985	160.11%

SOME FINANCIAL RATIOS FOR THE ASE (2/6/2021)

SECTOR	P/E	P/BV	DIVIDEND YIELD (%)	TURNOVER (%)
FINANCIAL	35.714	0.888	3.192	0.106
SERVICES	-	1.258	2.279	0.106
INDUSTRY	24.825	1.987	2.889	0.169
OVERALL	37.382	1.093	3.003	0.113

STOCK PRICE INDEX WEIGHTED BY FREE FLOAT MARKET CAPITALIZATION (1999=1000)

	TUESDAY 01/06/2021	WEDNESDAY 02/06/2021	% CHANGE	
			DAY BEFORE	YTD
GENERAL	2048.3	2053.2	0.24%	23.89%
FINANCIAL	2531.9	2535.7	0.15%	16.77%
SERVICES	1319.2	1322.6	0.26%	15.21%
INDUSTRY	3370.5	3389.6	0.57%	59.91%

STOCK PRICE INDEX WEIGHTED BY FREE FLOAT MARKET CAPITALIZATION ASE20 (2014=1000)

	1025.2	1028.3	0.30%	27.50%
--	--------	--------	-------	--------

STOCK PRICE INDEX WEIGHTED BY MARKET CAPITALIZATION (1991=1000)

	TUESDAY 01/06/2021	WEDNESDAY 02/06/2021	% CHANGE	
			DAY BEFORE	YTD
GENERAL	3967.1	3976.8	0.25%	30.41%
BANKS	6737.8	6755.7	0.27%	24.86%
INSURANCE	1274.6	1276.0	0.11%	-2.54%
SERVICES	782.8	789.0	0.80%	12.04%
INDUSTRY	4362.4	4360.6	-0.04%	54.74%

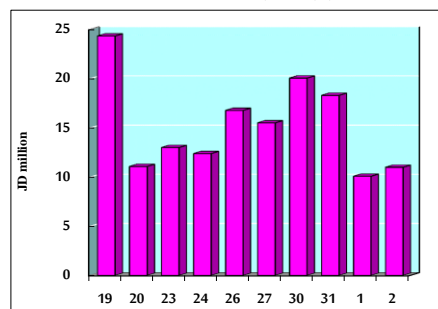
STOCK PRICE MARKET INDEX WEIGHTED BY FREE FLOAT MARKET CAP. (2012=1000)

	TUESDAY 01/06/2021	WEDNESDAY 02/06/2021	% CHANGE	
			DAY BEFORE	YTD
FIRST MARKET	1087.9	1091.0	0.28%	25.64%
SECOND MARKET	991.1	994.5	0.34%	14.13%

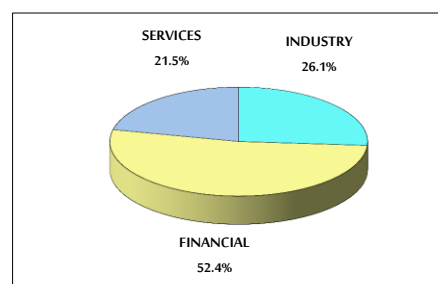
MARKET CAPITALIZATION (JD)

	16,148,248,905	16,184,834,359	0.23%	25.39%
--	----------------	----------------	-------	--------

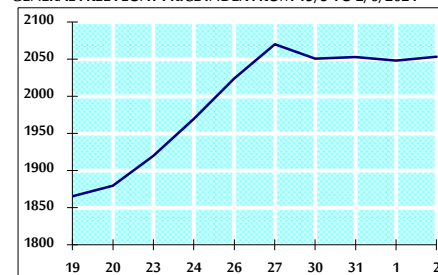
VALUE TRADED FROM 19/5 TO 2/6/2021



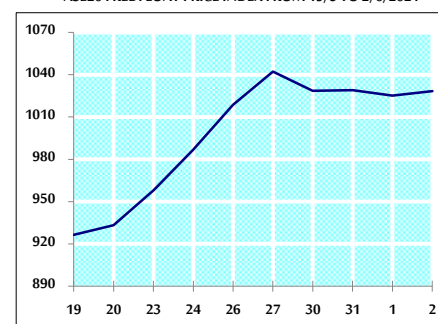
VALUE TRADED BY SECTOR WEDNESDAY 2/6/2021



GENERAL FREE FLOAT PRICE INDEX FROM 19/5 TO 2/6/2021



ASE20 FREE FLOAT PRICE INDEX FROM 19/5 TO 2/6/2021



GENERAL PRICE INDEX FROM 19/5 TO 2/6/2021

