

## Daily Summary for Amman Stock Exchange

### VALUE TRADED (JD)

	2020	2021	NET CHANGE	CHANGE (%)
Daily	2,886,479	13,882,057	10,995,578	380.93%
Cumulative (1/6-14/6)	50,010,189	117,615,102	67,604,913	135.18%
Cumulative (3/1-14/6)	365,642,658	985,772,436	620,129,778	169.60%

### NO. OF SHARES TRADED

	2020	2021	NET CHANGE	CHANGE (%)
Daily	3,705,091	7,597,863	3,892,772	105.07%
Cumulative (1/6-14/6)	59,455,173	76,064,291	16,609,118	27.94%
Cumulative (3/1-14/6)	348,517,387	826,350,820	477,833,433	137.10%

### NO. OF TRANSACTIONS

	2020	2021	NET CHANGE	CHANGE (%)
Daily	1,108	5,404	4,296	387.73%
Cumulative (1/6-14/6)	18,498	45,991	27,493	148.63%
Cumulative (3/1-14/6)	142,922	370,607	227,685	159.31%

### SOME FINANCIAL RATIOS FOR THE ASE (14/6/2021)

SECTOR	P/E	P/BV	DIVIDEND YIELD (%)	TURNOVER (%)
FINANCIAL	35.372	0.879	3.223	0.082
SERVICES	-	1.275	2.248	0.235
INDUSTRY	28.352	2.269	2.530	0.136
OVERALL	38.787	1.134	2.894	0.120

### STOCK PRICE INDEX WEIGHTED BY FREE FLOAT MARKET CAPITALIZATION (1999=1000)

	SUNDAY 13/06/2021	MONDAY 14/06/2021	% CHANGE	
			DAY BEFORE	YTD
GENERAL	2078.0	2098.3	0.98%	26.61%
FINANCIAL	2520.2	2519.5	-0.02%	16.02%
SERVICES	1334.0	1357.8	1.79%	18.28%
INDUSTRY	3664.6	3772.4	2.94%	77.97%

### STOCK PRICE INDEX WEIGHTED BY FREE FLOAT MARKET CAPITALIZATION ASE20 (2014=1000)

	1048.2	1063.5	1.46%	31.87%
--	--------	--------	-------	--------

### STOCK PRICE INDEX WEIGHTED BY MARKET CAPITALIZATION (1991=1000)

	SUNDAY 13/06/2021	MONDAY 14/06/2021	% CHANGE	
			DAY BEFORE	YTD
GENERAL	4075.0	4126.3	1.26%	35.31%
BANKS	6693.5	6691.9	-0.02%	23.68%
INSURANCE	1276.6	1282.1	0.44%	-2.07%
SERVICES	793.3	786.2	-0.89%	11.64%
INDUSTRY	4782.1	4990.4	4.35%	77.09%

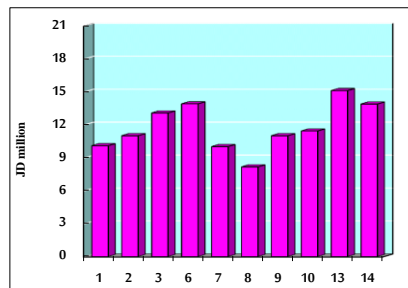
### STOCK PRICE MARKET INDEX WEIGHTED BY FREE FLOAT MARKET CAP. (2012=1000)

	SUNDAY 13/06/2021	MONDAY 14/06/2021	% CHANGE	
			DAY BEFORE	YTD
FIRST MARKET	1108.4	1123.3	1.35%	29.36%
SECOND MARKET	988.8	977.3	-1.17%	12.15%

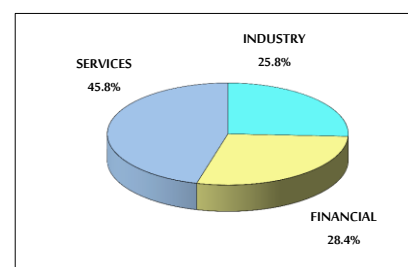
### MARKET CAPITALIZATION (JD)

	16,534,330,668	16,716,450,933	1.10%	29.51%
--	----------------	----------------	-------	--------

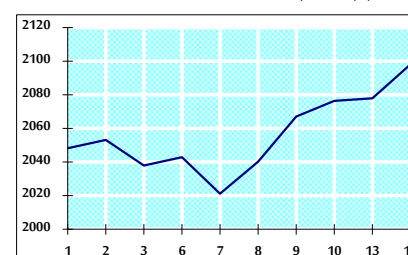
### VALUE TRADED FROM 1/6 TO 14/6/2021



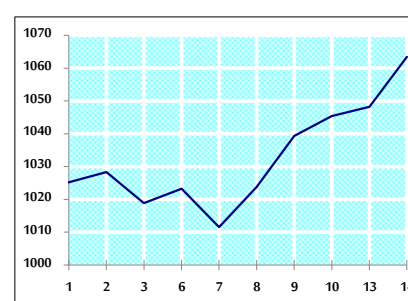
### VALUE TRADED BY SECTOR MONDAY 14/6/2021



### GENERAL FREE FLOAT PRICE INDEX FROM 1/6 TO 14/6/2021



### ASE20 FREE FLOAT PRICE INDEX FROM 1/6 TO 14/6/2021



### GENERAL PRICE INDEX FROM 1/6 TO 14/6/2021

