

Daily Summary for Amman Stock Exchange

VALUE TRADED (JD)

	2020	2021	NET CHANGE	CHANGE (%)
Daily	4,300,740	16,701,737	12,400,997	288.35%
Cumulative (1/6-15/6)	54,310,929	134,316,839	80,005,910	147.31%
Cumulative (3/1-15/6)	369,943,398	1,002,474,173	632,530,775	170.98%

NO. OF SHARES TRADED

	2020	2021	NET CHANGE	CHANGE (%)
Daily	3,721,996	7,789,292	4,067,296	109.28%
Cumulative (1/6-15/6)	63,177,169	83,853,583	20,676,414	32.73%
Cumulative (3/1-15/6)	352,239,383	834,140,112	481,900,729	136.81%

NO. OF TRANSACTIONS

	2020	2021	NET CHANGE	CHANGE (%)
Daily	1,207	5,971	4,764	394.70%
Cumulative (1/6-15/6)	19,705	51,962	32,257	163.70%
Cumulative (3/1-15/6)	144,129	376,578	232,449	161.28%

SOME FINANCIAL RATIOS FOR THE ASE (15/6/2021)

SECTOR	P/E	P/BV	DIVIDEND YIELD (%)	TURNOVER (%)
FINANCIAL	36.158	0.899	3.153	0.084
SERVICES	-	1.292	2.220	0.188
INDUSTRY	29.842	2.388	2.403	0.229
OVERALL	40.053	1.171	2.803	0.123

STOCK PRICE INDEX WEIGHTED BY FREE FLOAT MARKET CAPITALIZATION (1999=1000)

	MONDAY 14/06/2021	TUESDAY 15/06/2021	% CHANGE	
			DAY BEFORE	YTD
GENERAL	2098.3	2138.2	1.90%	29.03%
FINANCIAL	2519.5	2550.9	1.25%	17.47%
SERVICES	1357.8	1380.1	1.64%	20.22%
INDUSTRY	3772.4	3909.3	3.63%	84.42%

STOCK PRICE INDEX WEIGHTED BY FREE FLOAT MARKET CAPITALIZATION ASE20 (2014=1000)

	1063.5	1086.6	2.17%	34.73%
--	--------	--------	-------	--------

STOCK PRICE INDEX WEIGHTED BY MARKET CAPITALIZATION (1991=1000)

	MONDAY 14/06/2021	TUESDAY 15/06/2021	% CHANGE	
			DAY BEFORE	YTD
GENERAL	4126.3	4260.9	3.26%	39.72%
BANKS	6691.9	6857.1	2.47%	26.73%
INSURANCE	1282.1	1283.0	0.07%	-2.00%
SERVICES	786.2	795.0	1.12%	12.89%
INDUSTRY	4990.4	5262.0	5.44%	86.73%

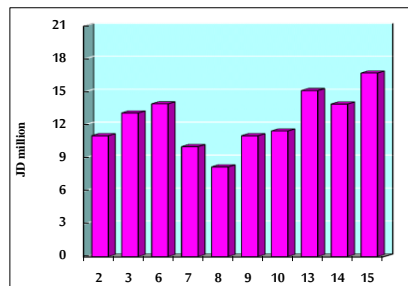
STOCK PRICE MARKET INDEX WEIGHTED BY FREE FLOAT MARKET CAP. (2012=1000)

	MONDAY 14/06/2021	TUESDAY 15/06/2021	% CHANGE	
			DAY BEFORE	YTD
FIRST MARKET	1123.3	1147.0	2.11%	32.09%
SECOND MARKET	977.3	978.7	0.15%	12.32%

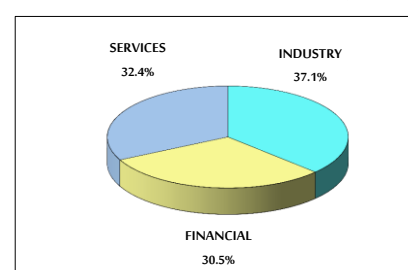
MARKET CAPITALIZATION (JD)

	16,716,450,933	17,188,576,963	2.82%	33.16%
--	----------------	----------------	-------	--------

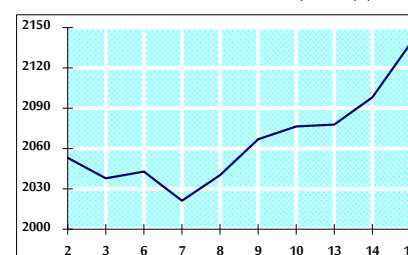
VALUE TRADED FROM 2/6 TO 15/6/2021



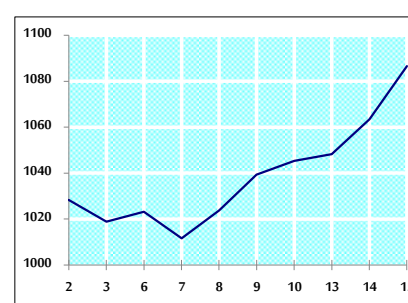
VALUE TRADED BY SECTOR TUESDAY 15/6/2021



GENERAL FREE FLOAT PRICE INDEX FROM 2/6 TO 15/6/2021



ASE20 FREE FLOAT PRICE INDEX FROM 2/6 TO 15/6/2021



GENERAL PRICE INDEX FROM 2/6 TO 15/6/2021

