

Daily Summary for Amman Stock Exchange

VALUE TRADED (JD)

	2020	2021	NET CHANGE	CHANGE (%)
Daily	3,918,145	18,584,863	14,666,718	374.33%
Cumulative (1/6-16/6)	58,229,074	152,901,702	94,672,628	162.59%
Cumulative (3/1-16/6)	373,861,543	1,021,059,036	647,197,493	173.11%

NO. OF SHARES TRADED

	2020	2021	NET CHANGE	CHANGE (%)
Daily	4,110,854	6,995,285	2,884,431	70.17%
Cumulative (1/6-16/6)	67,288,023	90,848,868	23,560,845	35.01%
Cumulative (3/1-16/6)	356,350,237	841,135,397	484,785,160	136.04%

NO. OF TRANSACTIONS

	2020	2021	NET CHANGE	CHANGE (%)
Daily	1,411	6,060	4,649	329.48%
Cumulative (1/6-16/6)	21,116	58,022	36,906	174.78%
Cumulative (3/1-16/6)	145,540	382,638	237,098	162.91%

SOME FINANCIAL RATIOS FOR THE ASE (16/6/2021)

SECTOR	P/E	P/BV	DIVIDEND YIELD (%)	TURNOVER (%)
FINANCIAL	36.211	0.900	3.148	0.097
SERVICES	-	1.296	2.213	0.153
INDUSTRY	29.829	2.387	2.404	0.115
OVERALL	40.085	1.171	2.801	0.110

STOCK PRICE INDEX WEIGHTED BY FREE FLOAT MARKET CAPITALIZATION (1999=1000)

	TUESDAY 15/06/2021	WEDNESDAY 16/06/2021	% CHANGE	
			DAY BEFORE	YTD
GENERAL	2138.2	2126.8	-0.53%	28.34%
FINANCIAL	2550.9	2550.5	-0.02%	17.44%
SERVICES	1380.1	1376.7	-0.25%	19.92%
INDUSTRY	3909.3	3820.0	-2.28%	80.21%

STOCK PRICE INDEX WEIGHTED BY FREE FLOAT MARKET CAPITALIZATION ASE20 (2014=1000)

	1086.6	1080.1	-0.60%	33.93%
--	--------	--------	--------	--------

STOCK PRICE INDEX WEIGHTED BY MARKET CAPITALIZATION (1991=1000)

	TUESDAY 15/06/2021	WEDNESDAY 16/06/2021	% CHANGE	
			DAY BEFORE	YTD
GENERAL	4260.9	4264.3	0.08%	39.83%
BANKS	6857.1	6870.6	0.20%	26.98%
INSURANCE	1283.0	1274.0	-0.70%	-2.69%
SERVICES	795.0	799.4	0.55%	13.51%
INDUSTRY	5262.0	5247.9	-0.27%	86.22%

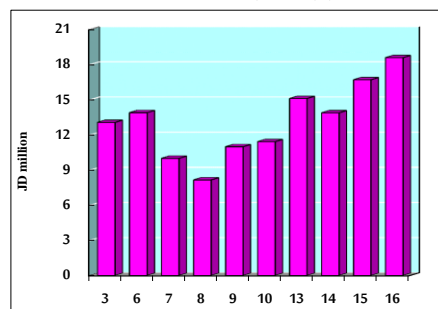
STOCK PRICE MARKET INDEX WEIGHTED BY FREE FLOAT MARKET CAP. (2012=1000)

	TUESDAY 15/06/2021	WEDNESDAY 16/06/2021	% CHANGE	
			DAY BEFORE	YTD
FIRST MARKET	1147.0	1141.3	-0.50%	31.43%
SECOND MARKET	978.7	971.8	-0.71%	11.53%

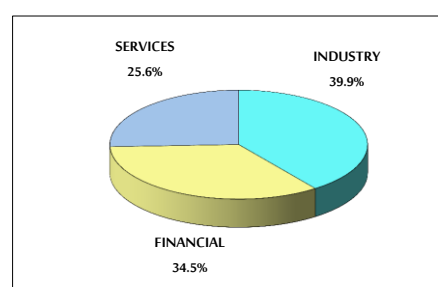
MARKET CAPITALIZATION (JD)

	17,188,576,963	17,206,774,867	0.11%	33.31%
--	----------------	----------------	-------	--------

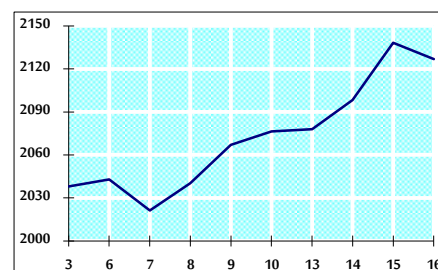
VALUE TRADED FROM 3/6 TO 16/6/2021



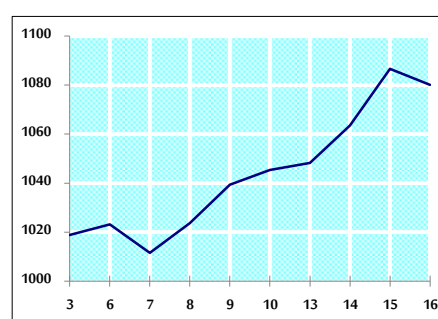
VALUE TRADED BY SECTOR WEDNESDAY 16/6/2021



GENERAL FREE FLOAT PRICE INDEX FROM 3/6 TO 16/6/2021



ASE20 FREE FLOAT PRICE INDEX FROM 3/6 TO 16/6/2021



GENERAL PRICE INDEX FROM 3/6 TO 16/6/2021

