

Daily Summary for Amman Stock Exchange

VALUE TRADED (JD)

	2020	2021	NET CHANGE	CHANGE (%)
Daily	3,100,605	10,341,649	7,241,044	233.54%
Cumulative (1/6-17/6)	61,329,679	163,243,351	101,913,672	166.17%
Cumulative (3/1-17/6)	376,962,148	1,031,400,685	654,438,537	173.61%

NO. OF SHARES TRADED

	2020	2021	NET CHANGE	CHANGE (%)
Daily	3,740,620	5,118,399	1,377,779	36.83%
Cumulative (1/6-17/6)	71,028,643	95,967,267	24,938,624	35.11%
Cumulative (3/1-17/6)	360,090,857	846,253,796	486,162,939	135.01%

NO. OF TRANSACTIONS

	2020	2021	NET CHANGE	CHANGE (%)
Daily	1,599	4,492	2,893	180.93%
Cumulative (1/6-17/6)	22,715	62,514	39,799	175.21%
Cumulative (3/1-17/6)	147,139	387,130	239,991	163.10%

SOME FINANCIAL RATIOS FOR THE ASE (17/6/2021)

SECTOR	P/E	P/BV	DIVIDEND YIELD (%)	TURNOVER (%)
FINANCIAL	36.309	0.902	3.140	0.051
SERVICES	-	1.315	2.180	0.154
INDUSTRY	29.660	2.374	2.418	0.123
OVERALL	40.165	1.174	2.795	0.081

STOCK PRICE INDEX WEIGHTED BY FREE FLOAT MARKET CAPITALIZATION (1999=1000)

	WEDNESDAY 16/06/2021	THURSDAY 17/06/2021	% CHANGE	
			DAY BEFORE	YTD
GENERAL	2126.8	2135.4	0.40%	28.86%
FINANCIAL	2550.5	2560.4	0.39%	17.90%
SERVICES	1376.7	1386.2	0.69%	20.75%
INDUSTRY	3820.0	3817.6	-0.07%	80.10%

STOCK PRICE INDEX WEIGHTED BY FREE FLOAT MARKET CAPITALIZATION ASE20 (2014=1000)

	1080.1	1084.6	0.41%	34.48%
--	--------	--------	-------	--------

STOCK PRICE INDEX WEIGHTED BY MARKET CAPITALIZATION (1991=1000)

	WEDNESDAY 16/06/2021	THURSDAY 17/06/2021	% CHANGE	
			DAY BEFORE	YTD
GENERAL	4264.3	4272.8	0.20%	40.11%
BANKS	6870.6	6890.1	0.28%	27.34%
INSURANCE	1274.0	1278.8	0.38%	-2.32%
SERVICES	799.4	813.3	1.75%	15.49%
INDUSTRY	5247.9	5217.4	-0.58%	85.15%

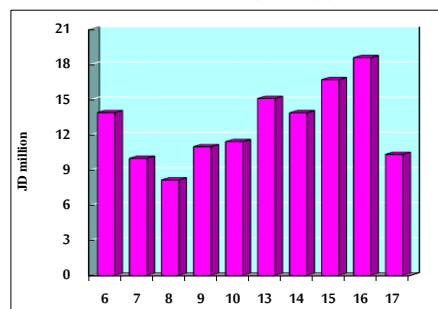
STOCK PRICE MARKET INDEX WEIGHTED BY FREE FLOAT MARKET CAP. (2012=1000)

	WEDNESDAY 16/06/2021	THURSDAY 17/06/2021	% CHANGE	
			DAY BEFORE	YTD
FIRST MARKET	1141.3	1146.1	0.42%	31.99%
SECOND MARKET	971.8	975.6	0.39%	11.96%

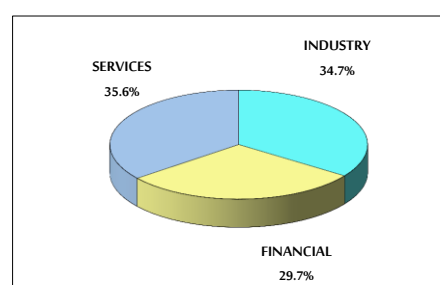
MARKET CAPITALIZATION (JD)

	17,206,774,867	17,237,063,879	0.18%	33.54%
--	----------------	----------------	-------	--------

VALUE TRADED FROM 6/6 TO 17/6/2021



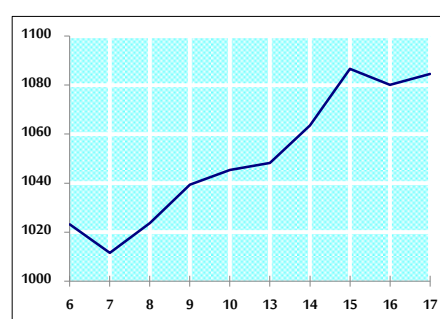
VALUE TRADED BY SECTOR THURSDAY 17/6/2021



GENERAL FREE FLOAT PRICE INDEX FROM 6/6 TO 17/6/2021



ASE20 FREE FLOAT PRICE INDEX FROM 6/6 TO 17/6/2021



GENERAL PRICE INDEX FROM 6/6 TO 17/6/2021

