

Daily Summary for Amman Stock Exchange

VALUE TRADED (JD)

	2020	2021	NET CHANGE	CHANGE (%)
Daily	5,560,348	11,148,761	5,588,413	100.50%
Cumulative (1/6-21/6)	69,932,760	186,037,242	116,104,482	166.02%
Cumulative (3/1-21/6)	385,565,229	1,054,194,576	668,629,347	173.42%

NO. OF SHARES TRADED

	2020	2021	NET CHANGE	CHANGE (%)
Daily	6,377,774	6,368,382	-9,392	-0.15%
Cumulative (1/6-21/6)	81,946,538	107,851,236	25,904,698	31.61%
Cumulative (3/1-21/6)	371,008,752	858,137,765	487,129,013	131.30%

NO. OF TRANSACTIONS

	2020	2021	NET CHANGE	CHANGE (%)
Daily	1,537	4,653	3,116	202.73%
Cumulative (1/6-21/6)	25,785	71,760	45,975	178.30%
Cumulative (3/1-21/6)	150,209	396,376	246,167	163.88%

SOME FINANCIAL RATIOS FOR THE ASE (21/6/2021)

SECTOR	P/E	P/BV	DIVIDEND YIELD (%)	TURNOVER (%)
FINANCIAL	35.784	0.889	3.186	0.073
SERVICES	-	1.321	2.170	0.142
INDUSTRY	29.245	2.340	2.452	0.196
OVERALL	39.665	1.159	2.830	0.101

STOCK PRICE INDEX WEIGHTED BY FREE FLOAT MARKET CAPITALIZATION (1999=1000)

	SUNDAY 20/06/2021	MONDAY 21/06/2021	% CHANGE	
			DAY BEFORE	YTD
GENERAL	2152.9	2130.4	-1.05%	28.55%
FINANCIAL	2562.7	2533.0	-1.16%	16.64%
SERVICES	1403.2	1391.9	-0.80%	21.24%
INDUSTRY	3908.2	3884.9	-0.60%	83.27%

STOCK PRICE INDEX WEIGHTED BY FREE FLOAT MARKET CAPITALIZATION ASE20 (2014=1000)

	1096.3	1082.1	-1.30%	34.17%
--	--------	--------	--------	--------

STOCK PRICE INDEX WEIGHTED BY MARKET CAPITALIZATION (1991=1000)

	SUNDAY 20/06/2021	MONDAY 21/06/2021	% CHANGE	
			DAY BEFORE	YTD
GENERAL	4301.4	4219.7	-1.90%	38.37%
BANKS	6901.1	6774.0	-1.84%	25.20%
INSURANCE	1277.5	1275.7	-0.14%	-2.56%
SERVICES	820.7	818.8	-0.24%	16.26%
INDUSTRY	5289.3	5147.1	-2.69%	82.65%

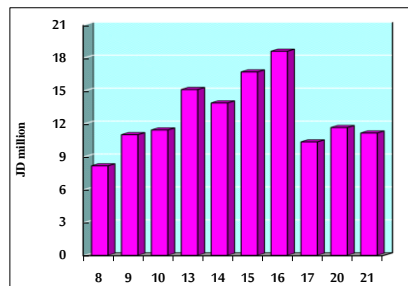
STOCK PRICE MARKET INDEX WEIGHTED BY FREE FLOAT MARKET CAP. (2012=1000)

	SUNDAY 20/06/2021	MONDAY 21/06/2021	% CHANGE	
			DAY BEFORE	YTD
FIRST MARKET	1158.1	1144.0	-1.22%	31.74%
SECOND MARKET	969.6	971.9	0.23%	11.53%

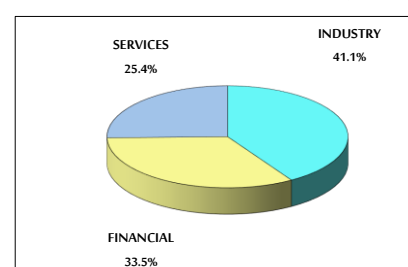
MARKET CAPITALIZATION (JD)

	16,550,107,407	16,261,635,082	-1.74%	25.98%
--	----------------	----------------	--------	--------

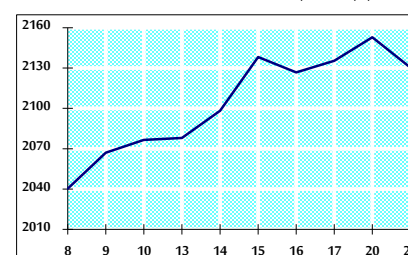
VALUE TRADED FROM 8/6 TO 21/6/2021



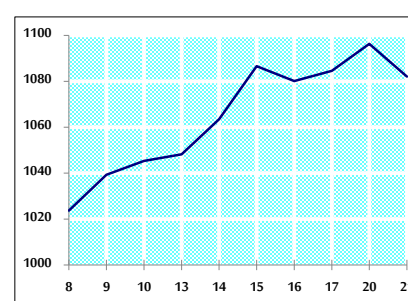
VALUE TRADED BY SECTOR MONDAY 21/6/2021



GENERAL FREE FLOAT PRICE INDEX FROM 8/6 TO 21/6/2021



ASE20 FREE FLOAT PRICE INDEX FROM 8/6 TO 21/6/2021



GENERAL PRICE INDEX FROM 8/6 TO 21/6/2021

