

Daily Summary for Amman Stock Exchange

VALUE TRADED (JD)

	2020	2021	NET CHANGE	CHANGE (%)
Daily	3,270,553	11,121,491	7,850,938	240.05%
Cumulative (1/6-24/6)	83,404,134	222,151,016	138,746,882	166.35%
Cumulative (3/1-24/6)	399,036,603	1,090,308,350	691,271,747	173.24%

NO. OF SHARES TRADED

	2020	2021	NET CHANGE	CHANGE (%)
Daily	3,084,382	6,910,455	3,826,073	124.05%
Cumulative (1/6-24/6)	95,974,921	129,629,016	33,654,095	35.07%
Cumulative (3/1-24/6)	385,037,135	879,915,545	494,878,410	128.53%

NO. OF TRANSACTIONS

	2020	2021	NET CHANGE	CHANGE (%)
Daily	1,653	4,629	2,976	180.04%
Cumulative (1/6-24/6)	30,905	85,697	54,792	177.29%
Cumulative (3/1-24/6)	155,329	410,313	254,984	164.16%

SOME FINANCIAL RATIOS FOR THE ASE (24/6/2021)

SECTOR	P/E	P/BV	DIVIDEND YIELD (%)	TURNOVER (%)
FINANCIAL	35.675	0.887	3.196	0.081
SERVICES	-	1.295	2.214	0.158
INDUSTRY	28.783	2.303	2.492	0.196
OVERALL	39.262	1.147	2.859	0.110

STOCK PRICE INDEX WEIGHTED BY FREE FLOAT MARKET CAPITALIZATION (1999=1000)

	WEDNESDAY 23/06/2021	THURSDAY 24/06/2021	% CHANGE	
			DAY BEFORE	YTD
GENERAL	2101.3	2110.9	0.46%	27.38%
FINANCIAL	2523.8	2536.1	0.49%	16.78%
SERVICES	1360.9	1353.0	-0.58%	17.86%
INDUSTRY	3773.4	3835.5	1.65%	80.94%

STOCK PRICE INDEX WEIGHTED BY FREE FLOAT MARKET CAPITALIZATION ASE20 (2014=1000)

	1064.9	1070.9	0.57%	32.79%
--	--------	--------	-------	--------

STOCK PRICE INDEX WEIGHTED BY MARKET CAPITALIZATION (1991=1000)

	WEDNESDAY 23/06/2021	THURSDAY 24/06/2021	% CHANGE	
			DAY BEFORE	YTD
GENERAL	4150.6	4176.8	0.63%	36.96%
BANKS	6674.4	6741.5	1.01%	24.60%
INSURANCE	1278.5	1278.1	-0.03%	-2.38%
SERVICES	817.7	814.9	-0.34%	15.72%
INDUSTRY	5015.6	5039.5	0.48%	78.83%

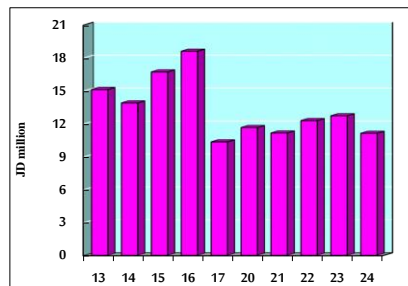
STOCK PRICE MARKET INDEX WEIGHTED BY FREE FLOAT MARKET CAP. (2012=1000)

	WEDNESDAY 23/06/2021	THURSDAY 24/06/2021	% CHANGE	
			DAY BEFORE	YTD
FIRST MARKET	1126.0	1131.1	0.45%	30.25%
SECOND MARKET	974.2	981.0	0.70%	12.58%

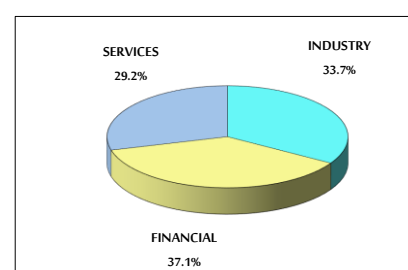
MARKET CAPITALIZATION (JD)

	16,018,815,467	16,111,444,244	0.58%	24.82%
--	----------------	----------------	-------	--------

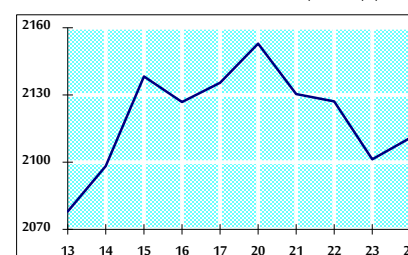
VALUE TRADED FROM 13/6 TO 24/6/2021



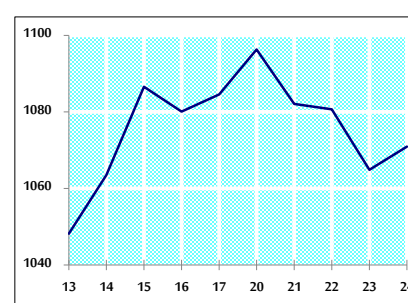
VALUE TRADED BY SECTOR THURSDAY 24/6/2021



GENERAL FREE FLOAT PRICE INDEX FROM 13/6 TO 24/6/2021



ASE20 FREE FLOAT PRICE INDEX FROM 13/6 TO 24/6/2021



GENERAL PRICE INDEX FROM 13/6 TO 24/6/2021

