

Daily Summary for Amman Stock Exchange

VALUE TRADED (JD)

	2020	2021	NET CHANGE	CHANGE (%)
Daily	3,377,096	8,957,654	5,580,558	165.25%
Cumulative (1/7-5/7)	10,643,934	22,809,140	12,165,206	114.29%
Cumulative (3/1-5/7)	426,253,246	1,151,899,393	725,646,147	170.24%

NO. OF SHARES TRADED

	2020	2021	NET CHANGE	CHANGE (%)
Daily	3,348,469	4,814,350	1,465,881	43.78%
Cumulative (1/7-5/7)	11,049,015	13,983,146	2,934,131	26.56%
Cumulative (3/1-5/7)	414,376,106	920,278,339	505,902,233	122.09%

NO. OF TRANSACTIONS

	2020	2021	NET CHANGE	CHANGE (%)
Daily	1,732	3,517	1,785	103.06%
Cumulative (1/7-5/7)	5,495	10,076	4,581	83.37%
Cumulative (3/1-5/7)	168,133	437,435	269,302	160.17%

SOME FINANCIAL RATIOS FOR THE ASE (5/7/2021)

SECTOR	P/E	P/BV	DIVIDEND YIELD (%)	TURNOVER (%)
FINANCIAL	35.776	0.889	3.199	0.066
SERVICES	-	1.281	2.174	0.089
INDUSTRY	27.878	2.231	2.573	0.120
OVERALL	38.997	1.144	2.880	0.077

STOCK PRICE INDEX WEIGHTED BY FREE FLOAT MARKET CAPITALIZATION (1999=1000)

	SUNDAY 04/07/2021	MONDAY 05/07/2021	% CHANGE	
			DAY BEFORE	YTD
GENERAL	2099.7	2101.1	0.08%	26.78%
FINANCIAL	2553.4	2542.7	-0.42%	17.09%
SERVICES	1347.4	1354.3	0.52%	17.97%
INDUSTRY	3656.1	3701.2	1.23%	74.61%

STOCK PRICE INDEX WEIGHTED BY FREE FLOAT MARKET CAPITALIZATION ASE20 (2014=1000)

	1064.3	1066.6	0.21%	32.25%
--	--------	--------	-------	--------

STOCK PRICE INDEX WEIGHTED BY MARKET CAPITALIZATION (1991=1000)

	SUNDAY 04/07/2021	MONDAY 05/07/2021	% CHANGE	
			DAY BEFORE	YTD
GENERAL	4126.9	4134.4	0.18%	35.57%
BANKS	6806.5	6779.9	-0.39%	25.31%
INSURANCE	1277.1	1283.7	0.52%	-1.94%
SERVICES	793.6	795.4	0.23%	12.94%
INDUSTRY	4836.6	4889.6	1.10%	73.51%

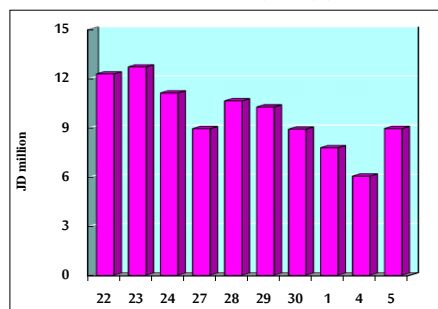
STOCK PRICE MARKET INDEX WEIGHTED BY FREE FLOAT MARKET CAP. (2012=1000)

	SUNDAY 04/07/2021	MONDAY 05/07/2021	% CHANGE	
			DAY BEFORE	YTD
FIRST MARKET	1125.9	1128.4	0.22%	29.94%
SECOND MARKET	965.5	956.5	-0.92%	9.77%

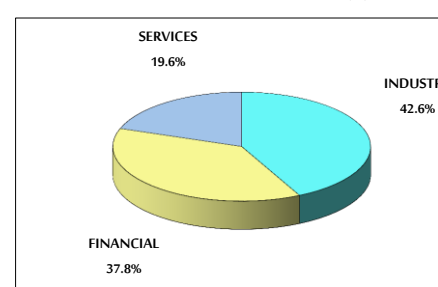
MARKET CAPITALIZATION (JD)

	15,933,467,588	15,962,747,077	0.18%	23.67%
--	----------------	----------------	-------	--------

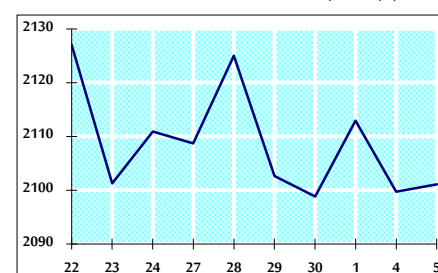
VALUE TRADED FROM 22/6 TO 5/7/2021



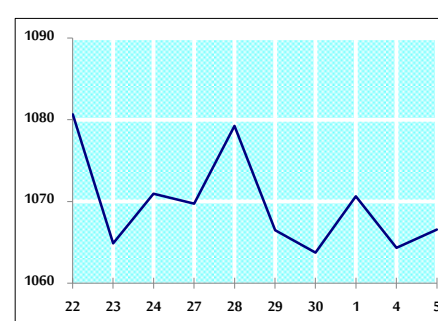
VALUE TRADED BY SECTOR MONDAY 5/7/2021



GENERAL FREE FLOAT PRICE INDEX FROM 22/6 TO 5/7/2021



ASE20 FREE FLOAT PRICE INDEX FROM 22/6 TO 5/7/2021



GENERAL PRICE INDEX FROM 22/6 TO 5/7/2021

