

## Daily Summary for Amman Stock Exchange

### VALUE TRADED (JD)

	2020	2021	NET CHANGE	CHANGE (%)
Daily	2,937,271	4,030,349	1,093,078	37.21%
Cumulative (1/7-14/7)	44,593,496	67,352,729	22,759,233	51.04%
Cumulative (3/1-14/7)	460,202,808	1,196,442,982	736,240,174	159.98%

### NO. OF SHARES TRADED

	2020	2021	NET CHANGE	CHANGE (%)
Daily	3,026,861	3,733,376	706,515	23.34%
Cumulative (1/7-14/7)	53,778,486	46,082,149	-7,696,337	-14.31%
Cumulative (3/1-14/7)	457,105,577	952,377,342	495,271,765	108.35%

### NO. OF TRANSACTIONS

	2020	2021	NET CHANGE	CHANGE (%)
Daily	1,800	2,428	628	34.89%
Cumulative (1/7-14/7)	17,310	30,845	13,535	78.19%
Cumulative (3/1-14/7)	179,948	458,204	278,256	154.63%

### SOME FINANCIAL RATIOS FOR THE ASE (14/7/2021)

SECTOR	P/E	P/BV	DIVIDEND YIELD (%)	TURNOVER (%)
FINANCIAL	35.233	0.876	3.248	0.041
SERVICES	-	1.269	2.194	0.130
INDUSTRY	28.287	2.264	2.535	0.042
OVERALL	38.767	1.137	2.897	0.059

### STOCK PRICE INDEX WEIGHTED BY FREE FLOAT MARKET CAPITALIZATION (1999=1000)

	TUESDAY 13/07/2021	WEDNESDAY 14/07/2021	% CHANGE	
			DAY BEFORE	YTD
GENERAL	2090.9	2097.1	0.30%	26.54%
FINANCIAL	2527.8	2534.3	0.25%	16.70%
SERVICES	1339.7	1346.9	0.54%	17.33%
INDUSTRY	3730.3	3730.3	0.00%	75.98%

### STOCK PRICE INDEX WEIGHTED BY FREE FLOAT MARKET CAPITALIZATION ASE20 (2014=1000)

	1061.5	1065.0	0.33%	32.05%
--	--------	--------	-------	--------

### STOCK PRICE INDEX WEIGHTED BY MARKET CAPITALIZATION (1991=1000)

	TUESDAY 13/07/2021	WEDNESDAY 14/07/2021	% CHANGE	
			DAY BEFORE	YTD
GENERAL	4104.8	4110.0	0.13%	34.77%
BANKS	6659.9	6660.3	0.01%	23.10%
INSURANCE	1276.3	1279.4	0.24%	-2.28%
SERVICES	781.1	786.5	0.70%	11.69%
INDUSTRY	4958.5	4962.4	0.08%	76.09%

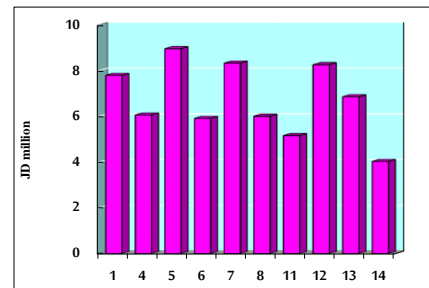
### STOCK PRICE MARKET INDEX WEIGHTED BY FREE FLOAT MARKET CAP. (2012=1000)

	TUESDAY 13/07/2021	WEDNESDAY 14/07/2021	% CHANGE	
			DAY BEFORE	YTD
FIRST MARKET	1122.3	1125.5	0.29%	29.61%
SECOND MARKET	955.7	958.9	0.34%	10.05%

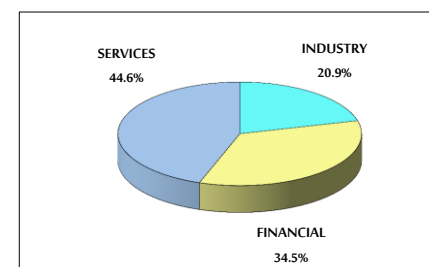
### MARKET CAPITALIZATION (JD)

	15,858,677,409	15,876,500,698	0.11%	23.00%
--	----------------	----------------	-------	--------

### VALUE TRADED FROM 1/7 TO 14/7/2021



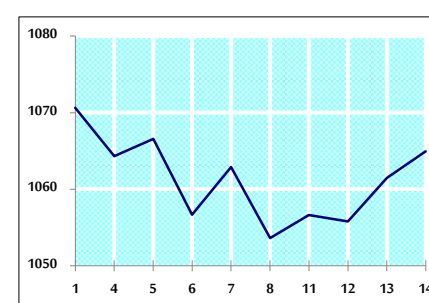
### VALUE TRADED BY SECTOR WEDNESDAY 14/7/2021



### GENERAL FREE FLOAT PRICE INDEX FROM 1/7 TO 14/7/2021



### ASE20 FREE FLOAT PRICE INDEX FROM 1/7 TO 14/7/2021



### GENERAL PRICE INDEX FROM 1/7 TO 14/7/2021

