

Daily Summary for Amman Stock Exchange

VALUE TRADED (JD)

	2020	2021	NET CHANGE	CHANGE (%)
Daily	3,542,205	10,529,299	6,987,094	197.25%
Cumulative (1/7-15/7)	48,135,701	77,882,028	29,746,327	61.80%
Cumulative (3/1-15/7)	463,745,013	1,206,972,281	743,227,268	160.27%

NO. OF SHARES TRADED

	2020	2021	NET CHANGE	CHANGE (%)
Daily	3,536,207	6,590,995	3,054,788	86.39%
Cumulative (1/7-15/7)	57,314,693	52,673,144	-4,641,549	-8.10%
Cumulative (3/1-15/7)	460,641,784	958,968,337	498,326,553	108.18%

NO. OF TRANSACTIONS

	2020	2021	NET CHANGE	CHANGE (%)
Daily	1,866	3,506	1,640	87.89%
Cumulative (1/7-15/7)	19,176	34,351	15,175	79.14%
Cumulative (3/1-15/7)	181,814	461,710	279,896	153.95%

SOME FINANCIAL RATIOS FOR THE ASE (15/7/2021)

SECTOR	P/E	P/BV	DIVIDEND YIELD (%)	TURNOVER (%)
FINANCIAL	35.266	0.876	3.245	0.106
SERVICES	-	1.275	2.183	0.119
INDUSTRY	29.438	2.356	2.436	0.076
OVERALL	39.342	1.154	2.855	0.105

STOCK PRICE INDEX WEIGHTED BY FREE FLOAT MARKET CAPITALIZATION (1999=1000)

	WEDNESDAY 14/07/2021	THURSDAY 15/07/2021	% CHANGE	
			DAY BEFORE	YTD
GENERAL	2097.1	2117.1	0.95%	27.75%
FINANCIAL	2534.3	2534.5	0.01%	16.71%
SERVICES	1346.9	1357.7	0.80%	18.27%
INDUSTRY	3730.3	3876.1	3.91%	82.86%

STOCK PRICE INDEX WEIGHTED BY FREE FLOAT MARKET CAPITALIZATION ASE20 (2014=1000)

	1065.0	1075.9	1.03%	33.41%
--	--------	--------	-------	--------

STOCK PRICE INDEX WEIGHTED BY MARKET CAPITALIZATION (1991=1000)

	WEDNESDAY 14/07/2021	THURSDAY 15/07/2021	% CHANGE	
			DAY BEFORE	YTD
GENERAL	4110.0	4171.0	1.48%	36.77%
BANKS	6660.3	6666.7	0.10%	23.21%
INSURANCE	1279.4	1281.3	0.15%	-2.13%
SERVICES	786.5	788.9	0.31%	12.03%
INDUSTRY	4962.4	5166.2	4.11%	83.33%

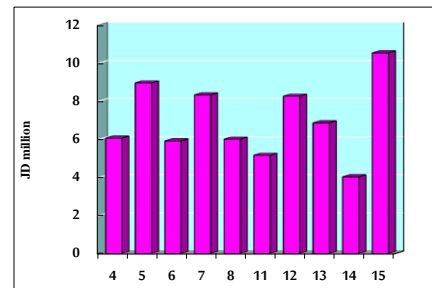
STOCK PRICE MARKET INDEX WEIGHTED BY FREE FLOAT MARKET CAP. (2012=1000)

	WEDNESDAY 14/07/2021	THURSDAY 15/07/2021	% CHANGE	
			DAY BEFORE	YTD
FIRST MARKET	1125.5	1137.0	1.02%	30.94%
SECOND MARKET	958.9	961.6	0.28%	10.35%

MARKET CAPITALIZATION (JD)

	15,876,500,698	16,088,118,671	1.33%	24.64%
--	----------------	----------------	-------	--------

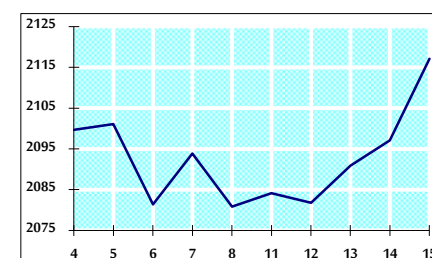
VALUE TRADED FROM 4/7 TO 15/7/2021



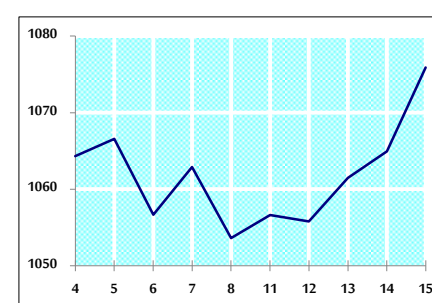
VALUE TRADED BY SECTOR THURSDAY 15/7/2021



GENERAL FREE FLOAT PRICE INDEX FROM 4/7 TO 15/7/2021



ASE20 FREE FLOAT PRICE INDEX FROM 4/7 TO 15/7/2021



GENERAL PRICE INDEX FROM 4/7 TO 15/7/2021

