

Daily Summary for Amman Stock Exchange

VALUE TRADED (JD)

	2020	2021	NET CHANGE	CHANGE (%)
Daily	-	7,703,374	-	-
Cumulative (1/8-30/8)	88,774,859	124,612,831	35,837,972	40.37%
Cumulative (3/1-30/8)	605,882,013	1,378,030,734	772,148,721	127.44%

NO. OF SHARES TRADED

	2020	2021	NET CHANGE	CHANGE (%)
Daily	-	5,806,841	-	-
Cumulative (1/8-30/8)	104,841,226	95,397,659	-9,443,567	-9.01%
Cumulative (3/1-30/8)	624,007,650	1,085,253,957	461,246,307	73.92%

NO. OF TRANSACTIONS

	2020	2021	NET CHANGE	CHANGE (%)
Daily	-	3,713	-	-
Cumulative (1/8-30/8)	38,782	58,836	20,054	51.71%
Cumulative (3/1-30/8)	245,191	540,612	295,421	120.49%

SOME FINANCIAL RATIOS FOR THE ASE (30/8/2021)

SECTOR	P/E	P/BV	DIVIDEND YIELD (%)	TURNOVER (%)
FINANCIAL	34.954	0.869	3.274	0.076
SERVICES	-	1.218	2.277	0.131
INDUSTRY	26.931	2.155	2.663	0.122
OVERALL	37.836	1.110	2.968	0.093

STOCK PRICE INDEX WEIGHTED BY FREE FLOAT MARKET CAPITALIZATION (1999=1000)

	SUNDAY 29/08/2021	MONDAY 30/08/2021	% CHANGE	
			DAY BEFORE	YTD
GENERAL	2049.3	2058.0	0.42%	24.19%
FINANCIAL	2503.4	2519.4	0.64%	16.01%
SERVICES	1300.5	1296.1	-0.34%	12.90%
INDUSTRY	3573.1	3598.1	0.70%	69.74%

STOCK PRICE INDEX WEIGHTED BY FREE FLOAT MARKET CAPITALIZATION ASE20 (2014=1000)

	1043.1	1049.0	0.56%	30.07%
--	--------	--------	-------	--------

STOCK PRICE INDEX WEIGHTED BY MARKET CAPITALIZATION (1991=1000)

	SUNDAY 29/08/2021	MONDAY 30/08/2021	% CHANGE	
			DAY BEFORE	YTD
GENERAL	3972.9	4011.8	0.98%	31.55%
BANKS	6521.9	6613.4	1.40%	22.23%
INSURANCE	1258.6	1260.0	0.10%	-3.76%
SERVICES	772.4	770.0	-0.31%	9.34%
INDUSTRY	4670.5	4710.2	0.85%	67.15%

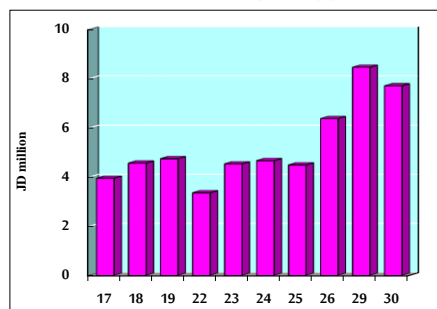
STOCK PRICE MARKET INDEX WEIGHTED BY FREE FLOAT MARKET CAP. (2012=1000)

	SUNDAY 29/08/2021	MONDAY 30/08/2021	% CHANGE	
			DAY BEFORE	YTD
FIRST MARKET	1102.8	1108.2	0.49%	27.62%
SECOND MARKET	923.3	921.5	-0.19%	5.76%

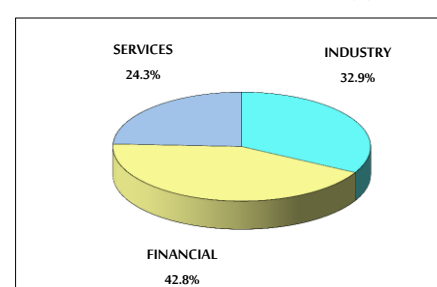
MARKET CAPITALIZATION (JD)

	15,354,718,822	15,503,763,157	0.97%	20.11%
--	----------------	----------------	-------	--------

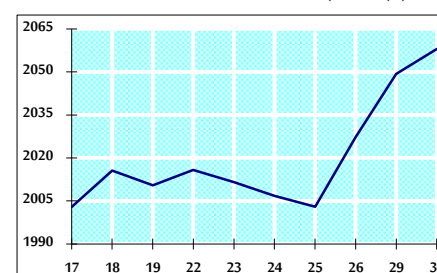
VALUE TRADED FROM 17/8 TO 30/8/2021



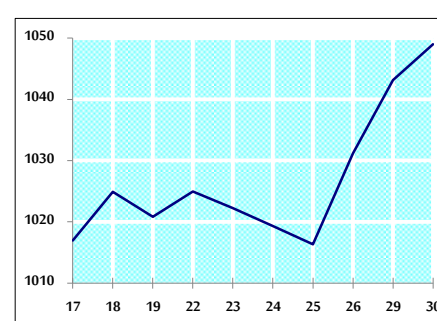
VALUE TRADED BY SECTOR MONDAY 30/8/2021



GENERAL FREE FLOAT PRICE INDEX FROM 17/8 TO 30/8/2021



ASE20 FREE FLOAT PRICE INDEX FROM 17/8 TO 30/8/2021



GENERAL PRICE INDEX FROM 17/8 TO 30/8/2021

