

Daily Summary for Amman Stock Exchange

VALUE TRADED (JD)

	2019	2020	NET CHANGE	CHANGE (%)
Daily	9,408,952	5,560,348	-3,848,604	-40.90%
Cumulative(1/6-21/6)	83,538,491	69,932,760	-13,605,731	-16.29%
Cumulative(2/1-21/6)	654,423,325	385,565,229	-268,858,096	-41.08%

NO. OF SHARES TRADED

	2019	2020	NET CHANGE	CHANGE (%)
Daily	6,447,914	6,377,774	-70,140	-1.09%
Cumulative(1/6-21/6)	80,308,114	81,946,538	1,638,424	2.04%
Cumulative(2/1-21/6)	521,738,586	371,008,752	-150,729,834	-28.89%

NO. OF TRANSACTIONS

	2019	2020	NET CHANGE	CHANGE (%)
Daily	2,343	1,537	-806	-34.40%
Cumulative(1/6-21/6)	38,196	25,785	-12,411	-32.49%
Cumulative(2/1-21/6)	237,739	150,209	-87,530	-36.82%

SOME FINANCIAL RATIOS FOR THE ASE (21/6/2020)

SECTOR	P/E	P/BV	DIVIDEND YIELD (%)	TURNOVER (%)
FINANCIAL	9.661	0.783	0.172	0.066
SERVICES	12.841	0.994	4.786	0.155
INDUSTRY	14.994	1.224	3.402	0.136
OVERALL	10.138	0.887	1.704	0.096

STOCK PRICE INDEX WEIGHTED BY FREE FLOAT MARKET CAPITALIZATION (1999=1000)

	THURSDAY 18/06/2020	SUNDAY 21/06/2020	% CHANGE	
			DAY BEFORE	YTD
GENERAL	1632.8	1631.5	-0.08%	-10.12%
FINANCIAL	2151.7	2154.8	0.14%	-12.05%
SERVICES	1190.4	1187.2	-0.28%	-8.19%
INDUSTRY	1815.8	1807.6	-0.46%	-2.66%

STOCK PRICE INDEX WEIGHTED BY FREE FLOAT MARKET CAPITALIZATION ASE20 (2014=1000)

	803.3	802.8	-0.06%	-9.89%
--	-------	-------	--------	--------

STOCK PRICE INDEX WEIGHTED BY MARKET CAPITALIZATION (1991=1000)

	THURSDAY 18/06/2020	SUNDAY 21/06/2020	% CHANGE	
			DAY BEFORE	YTD
GENERAL	3005.5	2999.0	-0.22%	-14.65%
BANKS	5794.7	5804.6	0.17%	-18.20%
INSURANCE	1328.6	1329.0	0.03%	3.62%
SERVICES	674.9	675.4	0.08%	-8.21%
INDUSTRY	2352.6	2324.4	-1.20%	-11.05%

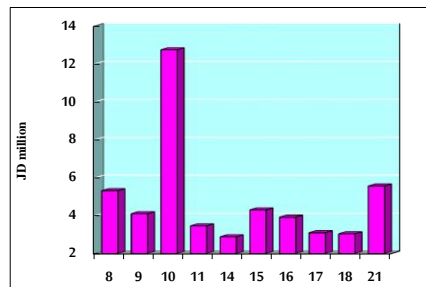
STOCK PRICE MARKET INDEX WEIGHTED BY FREE FLOAT MARKET CAP. (2012=1000)

	THURSDAY 18/06/2020	SUNDAY 21/06/2020	% CHANGE	
			DAY BEFORE	YTD
FIRST MARKET	865.2	864.7	-0.05%	-9.53%
SECOND MARKET	760.6	758.3	-0.30%	-9.30%

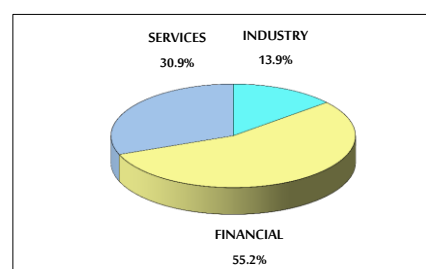
MARKET CAPITALIZATION (JD)

	12,775,747,098	12,750,772,057	-0.20%	-14.51%
--	----------------	----------------	--------	---------

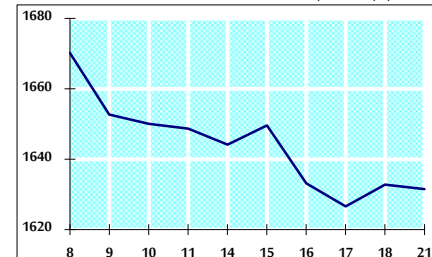
VALUE TRADED FROM 8/6 TO 21/6/2020



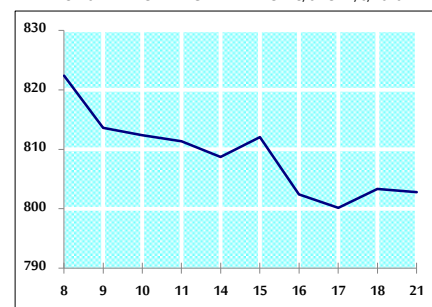
VALUE TRADED BY SECTOR SUNDAY 21/6/2020



GENERAL FREE FLOAT PRICE INDEX FROM 8/6 TO 21/6/2020



ASE20 FREE FLOAT PRICE INDEX FROM 8/6 TO 21/6/2020



GENERAL PRICE INDEX FROM 8/6 TO 21/6/2020

