

Daily Summary for Amman Stock Exchange

VALUE TRADED (JD)

	2019	2020	NET CHANGE	CHANGE (%)
Daily	5,570,067	5,395,492	-174,575	-3.13%
Cumulative(1/6-22/6)	89,108,558	75,328,252	-13,780,306	-15.46%
Cumulative(2/1-22/6)	659,993,392	390,960,721	-269,032,671	-40.76%

NO. OF SHARES TRADED

	2019	2020	NET CHANGE	CHANGE (%)
Daily	5,029,702	6,010,155	980,453	19.49%
Cumulative(1/6-22/6)	85,337,816	87,956,693	2,618,877	3.07%
Cumulative(2/1-22/6)	526,768,288	377,018,907	-149,749,381	-28.43%

NO. OF TRANSACTIONS

	2019	2020	NET CHANGE	CHANGE (%)
Daily	2,586	1,963	-623	-24.09%
Cumulative(1/6-22/6)	40,782	27,748	-13,034	-31.96%
Cumulative(2/1-22/6)	240,325	152,172	-88,153	-36.68%

SOME FINANCIAL RATIOS FOR THE ASE (22/6/2020)

SECTOR	P/E	P/BV	DIVIDEND YIELD (%)	TURNOVER (%)
FINANCIAL	9.665	0.784	0.171	0.080
SERVICES	12.911	0.999	4.761	0.086
INDUSTRY	14.999	1.224	3.401	0.154
OVERALL	10.152	0.888	1.701	0.090

STOCK PRICE INDEX WEIGHTED BY FREE FLOAT MARKET CAPITALIZATION (1999=1000)

	SUNDAY 21/06/2020	MONDAY 22/06/2020	% CHANGE	
			DAY BEFORE	YTD
GENERAL	1631.5	1630.9	-0.03%	-10.15%
FINANCIAL	2154.8	2149.5	-0.25%	-12.26%
SERVICES	1187.2	1193.8	0.56%	-7.68%
INDUSTRY	1807.6	1804.8	-0.15%	-2.81%

STOCK PRICE INDEX WEIGHTED BY FREE FLOAT MARKET CAPITALIZATION ASE20 (2014=1000)

	802.8	803.2	0.04%	-9.85%
--	-------	-------	-------	--------

STOCK PRICE INDEX WEIGHTED BY MARKET CAPITALIZATION (1991=1000)

	SUNDAY 21/06/2020	MONDAY 22/06/2020	% CHANGE	
			DAY BEFORE	YTD
GENERAL	2999.0	3003.2	0.14%	-14.53%
BANKS	5804.6	5810.3	0.10%	-18.11%
INSURANCE	1329.0	1326.0	-0.23%	3.39%
SERVICES	675.4	677.8	0.37%	-7.87%
INDUSTRY	2324.4	2326.2	0.08%	-10.98%

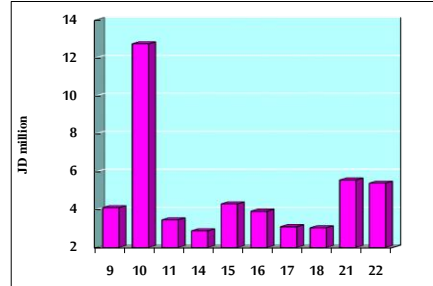
STOCK PRICE MARKET INDEX WEIGHTED BY FREE FLOAT MARKET CAP. (2012=1000)

	SUNDAY 21/06/2020	MONDAY 22/06/2020	% CHANGE	
			DAY BEFORE	YTD
FIRST MARKET	864.7	864.6	-0.01%	-9.54%
SECOND MARKET	758.3	759.0	0.08%	-9.22%

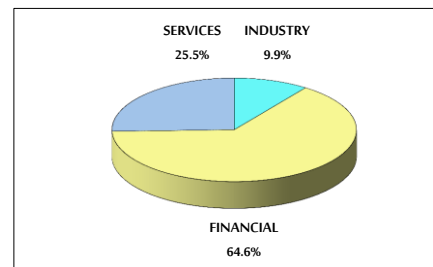
MARKET CAPITALIZATION (JD)

	12,750,772,057	12,766,699,172	0.12%	-14.40%
--	----------------	----------------	-------	---------

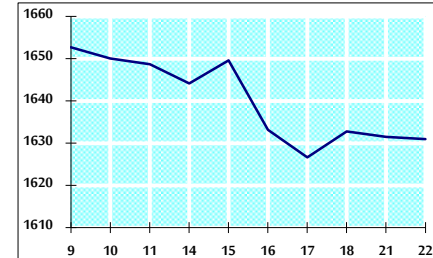
VALUE TRADED FROM 9/6 TO 22/6/2020



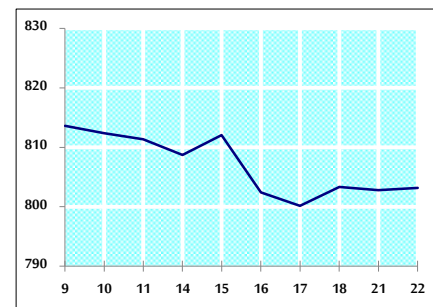
VALUE TRADED BY SECTOR MONDAY 22/6/2020



GENERAL FREE FLOAT PRICE INDEX FROM 9/6 TO 22/6/2020



ASE20 FREE FLOAT PRICE INDEX FROM 9/6 TO 22/6/2020



GENERAL PRICE INDEX FROM 9/6 TO 22/6/2020

