

Daily Summary for Amman Stock Exchange

VALUE TRADED (JD)

	2019	2020	NET CHANGE	CHANGE (%)
Daily	-	5,363,446	-	-
Cumulative(1/6-29/6)	97,180,875	96,857,698	-323,177	-0.33%
Cumulative(2/1-29/6)	668,065,709	412,490,167	-255,575,542	-38.26%

NO. OF SHARES TRADED

	2019	2020	NET CHANGE	CHANGE (%)
Daily	-	5,330,230	-	-
Cumulative(1/6-29/6)	92,824,204	110,925,999	18,101,795	19.50%
Cumulative(2/1-29/6)	534,254,676	399,988,213	-134,266,463	-25.13%

NO. OF TRANSACTIONS

	2019	2020	NET CHANGE	CHANGE (%)
Daily	-	1,852	-	-
Cumulative(1/6-29/6)	43,892	36,537	-7,355	-16.76%
Cumulative(2/1-29/6)	243,435	160,961	-82,474	-33.88%

SOME FINANCIAL RATIOS FOR THE ASE (29/6/2020)

SECTOR	P/E	P/BV	DIVIDEND YIELD (%)	TURNOVER (%)
FINANCIAL	9.417	0.764	0.162	0.058
SERVICES	12.600	0.975	4.827	0.093
INDUSTRY	14.926	1.218	3.395	0.170
OVERALL	9.929	0.868	1.716	0.080

STOCK PRICE INDEX WEIGHTED BY FREE FLOAT MARKET CAPITALIZATION (1999=1000)

	SUNDAY 28/06/2020	MONDAY 29/06/2020	% CHANGE	
			DAY BEFORE	YTD
GENERAL	1608.6	1599.3	-0.58%	-11.90%
FINANCIAL	2126.9	2119.5	-0.35%	-13.49%
SERVICES	1166.0	1149.6	-1.41%	-11.09%
INDUSTRY	1794.3	1794.8	0.03%	-3.35%

STOCK PRICE INDEX WEIGHTED BY FREE FLOAT MARKET CAPITALIZATION ASE20 (2014=1000)

	791.3	786.5	-0.60%	-11.73%
--	-------	-------	--------	---------

STOCK PRICE INDEX WEIGHTED BY MARKET CAPITALIZATION (1991=1000)

	SUNDAY 28/06/2020	MONDAY 29/06/2020	% CHANGE	
			DAY BEFORE	YTD
GENERAL	2955.5	2937.2	-0.62%	-16.41%
BANKS	5684.1	5637.8	-0.81%	-20.54%
INSURANCE	1328.9	1326.2	-0.21%	3.41%
SERVICES	672.9	669.1	-0.55%	-9.05%
INDUSTRY	2304.8	2298.9	-0.26%	-12.03%

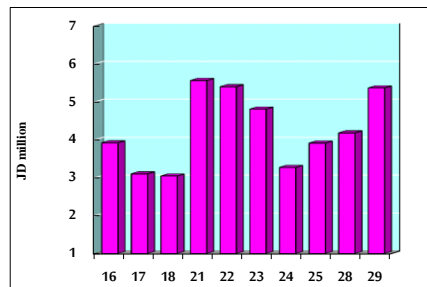
STOCK PRICE MARKET INDEX WEIGHTED BY FREE FLOAT MARKET CAP. (2012=1000)

	SUNDAY 28/06/2020	MONDAY 29/06/2020	% CHANGE	
			DAY BEFORE	YTD
FIRST MARKET	852.4	847.4	-0.58%	-11.35%
SECOND MARKET	754.2	750.3	-0.52%	-10.26%

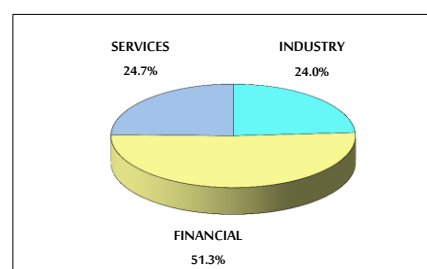
MARKET CAPITALIZATION (JD)

	12,578,994,872	12,506,464,490	-0.58%	-16.15%
--	----------------	----------------	--------	---------

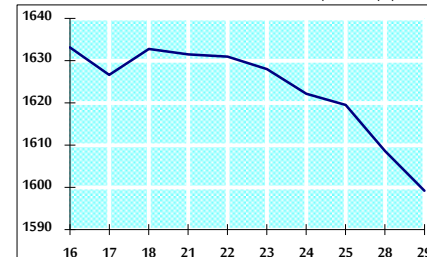
VALUE TRADED FROM 16/6 TO 29/6/2020



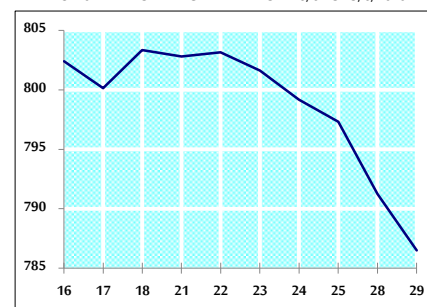
VALUE TRADED BY SECTOR MONDAY 29/6/2020



GENERAL FREE FLOAT PRICE INDEX FROM 16/6 TO 29/6/2020



ASE20 FREE FLOAT PRICE INDEX FROM 16/6 TO 29/6/2020



GENERAL PRICE INDEX FROM 16/6 TO 29/6/2020

