

## Daily Summary for Amman Stock Exchange

### VALUE TRADED (JD)

	2019	2020	NET CHANGE	CHANGE (%)
Daily	-	3,119,145	-	-
Cumulative(1/6-30/6)	97,180,875	99,976,843	2,795,968	2.88%
Cumulative(2/1-30/6)	668,065,709	415,609,312	-252,456,397	-37.79%

### NO. OF SHARES TRADED

	2019	2020	NET CHANGE	CHANGE (%)
Daily	-	3,338,878	-	-
Cumulative(1/6-30/6)	92,824,204	114,264,877	21,440,673	23.10%
Cumulative(2/1-30/6)	534,254,676	403,327,091	-130,927,585	-24.51%

### NO. OF TRANSACTIONS

	2019	2020	NET CHANGE	CHANGE (%)
Daily	-	1,677	-	-
Cumulative(1/6-30/6)	43,892	38,214	-5,678	-12.94%
Cumulative(2/1-30/6)	243,435	162,638	-80,797	-33.19%

### SOME FINANCIAL RATIOS FOR THE ASE (30/6/2020)

SECTOR	P/E	P/BV	DIVIDEND YIELD (%)	TURNOVER (%)
FINANCIAL	9.398	0.762	0.162	0.043
SERVICES	12.657	0.979	4.805	0.039
INDUSTRY	14.917	1.218	3.498	0.111
OVERALL	9.922	0.868	1.743	0.050

### STOCK PRICE INDEX WEIGHTED BY FREE FLOAT MARKET CAPITALIZATION (1999=1000)

	MONDAY 29/06/2020	TUESDAY 30/06/2020	% CHANGE	
			DAY BEFORE	YTD
GENERAL	1599.3	1603.0	0.24%	-11.69%
FINANCIAL	2119.5	2116.2	-0.16%	-13.62%
SERVICES	1149.6	1166.2	1.45%	-9.81%
INDUSTRY	1794.8	1791.1	-0.21%	-3.55%

### STOCK PRICE INDEX WEIGHTED BY FREE FLOAT MARKET CAPITALIZATION ASE20 (2014=1000)

	786.5	788.2	0.22%	-11.53%
--	-------	-------	-------	---------

### STOCK PRICE INDEX WEIGHTED BY MARKET CAPITALIZATION (1991=1000)

	MONDAY 29/06/2020	TUESDAY 30/06/2020	% CHANGE	
			DAY BEFORE	YTD
GENERAL	2937.2	2935.2	-0.07%	-16.47%
BANKS	5637.8	5622.1	-0.28%	-20.77%
INSURANCE	1326.2	1324.2	-0.15%	3.25%
SERVICES	669.1	668.9	-0.03%	-9.08%
INDUSTRY	2298.9	2307.0	0.35%	-11.72%

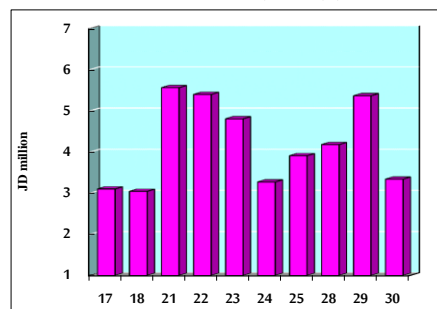
### STOCK PRICE MARKET INDEX WEIGHTED BY FREE FLOAT MARKET CAP. (2012=1000)

	MONDAY 29/06/2020	TUESDAY 30/06/2020	% CHANGE	
			DAY BEFORE	YTD
FIRST MARKET	847.4	848.6	0.14%	-11.22%
SECOND MARKET	750.3	754.9	0.62%	-9.70%

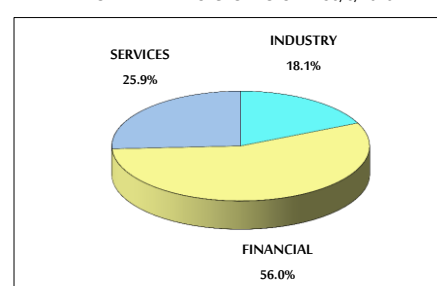
### MARKET CAPITALIZATION (JD)

	12,506,464,490	12,498,341,689	-0.06%	-16.20%
--	----------------	----------------	--------	---------

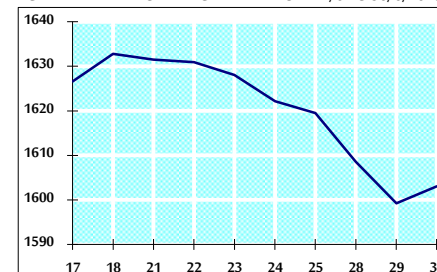
### VALUE TRADED FROM 17/6 TO 30/6/2020



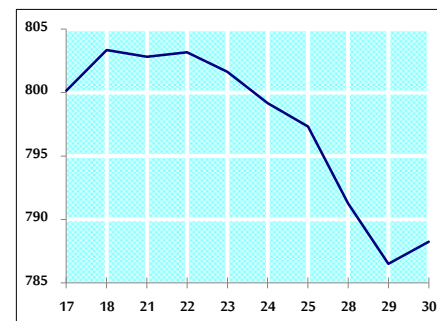
### VALUE TRADED BY SECTOR TUESDAY 30/6/2020



### GENERAL FREE FLOAT PRICE INDEX FROM 17/6 TO 30/6/2020



### ASE20 FREE FLOAT PRICE INDEX FROM 17/6 TO 30/6/2020



### GENERAL PRICE INDEX FROM 17/6 TO 30/6/2020

