

Daily Summary for Amman Stock Exchange

VALUE TRADED (JD)

	2019	2020	NET CHANGE	CHANGE (%)
Daily	4,423,637	3,354,956	-1,068,681	-24.16%
Cumulative(1/7-2/7)	8,977,595	7,266,838	-1,710,757	-19.06%
Cumulative(2/1-2/7)	677,043,304	422,876,150	-254,167,154	-37.54%

NO. OF SHARES TRADED

	2019	2020	NET CHANGE	CHANGE (%)
Daily	4,448,607	3,442,179	-1,006,428	-22.62%
Cumulative(1/7-2/7)	9,588,057	7,700,546	-1,887,511	-19.69%
Cumulative(2/1-2/7)	543,842,733	411,027,637	-132,815,096	-24.42%

NO. OF TRANSACTIONS

	2019	2020	NET CHANGE	CHANGE (%)
Daily	3,317	1,904	-1,413	-42.60%
Cumulative(1/7-2/7)	5,712	3,763	-1,949	-34.12%
Cumulative(2/1-2/7)	249,147	166,401	-82,746	-33.21%

SOME FINANCIAL RATIOS FOR THE ASE (2/7/2020)

SECTOR	P/E	P/BV	DIVIDEND YIELD (%)	TURNOVER (%)
FINANCIAL	9.271	0.752	0.167	0.051
SERVICES	12.600	0.975	4.827	0.009
INDUSTRY	14.909	1.217	3.499	0.142
OVERALL	9.829	0.860	1.760	0.052

STOCK PRICE INDEX WEIGHTED BY FREE FLOAT MARKET CAPITALIZATION (1999=1000)

	WEDNESDAY 01/07/2020	THURSDAY 02/07/2020	% CHANGE	
			DAY BEFORE	YTD
GENERAL	1598.4	1589.6	-0.55%	-12.43%
FINANCIAL	2113.6	2096.3	-0.82%	-14.44%
SERVICES	1158.8	1157.1	-0.14%	-10.51%
INDUSTRY	1785.9	1788.4	0.14%	-3.69%

STOCK PRICE INDEX WEIGHTED BY FREE FLOAT MARKET CAPITALIZATION ASE20 (2014=1000)

	785.6	780.7	-0.63%	-12.37%
--	-------	-------	--------	---------

STOCK PRICE INDEX WEIGHTED BY MARKET CAPITALIZATION (1991=1000)

	WEDNESDAY 01/07/2020	THURSDAY 02/07/2020	% CHANGE	
			DAY BEFORE	YTD
GENERAL	2925.2	2907.7	-0.60%	-17.25%
BANKS	5597.7	5535.8	-1.11%	-21.98%
INSURANCE	1319.9	1314.7	-0.40%	2.51%
SERVICES	668.5	667.6	-0.14%	-9.26%
INDUSTRY	2299.5	2303.3	0.17%	-11.86%

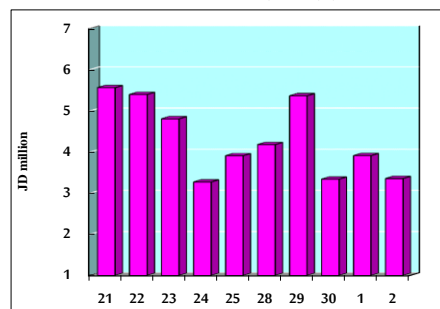
STOCK PRICE MARKET INDEX WEIGHTED BY FREE FLOAT MARKET CAP. (2012=1000)

	WEDNESDAY 01/07/2020	THURSDAY 02/07/2020	% CHANGE	
			DAY BEFORE	YTD
FIRST MARKET	845.7	840.6	-0.61%	-12.06%
SECOND MARKET	757.1	756.2	-0.11%	-9.55%

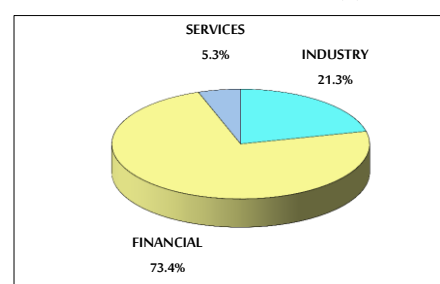
MARKET CAPITALIZATION (JD)

	12,457,743,743	12,387,264,010	-0.57%	-16.95%
--	----------------	----------------	--------	---------

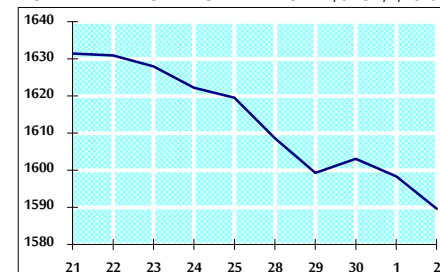
VALUE TRADED FROM 21/6 TO 2/7/2020



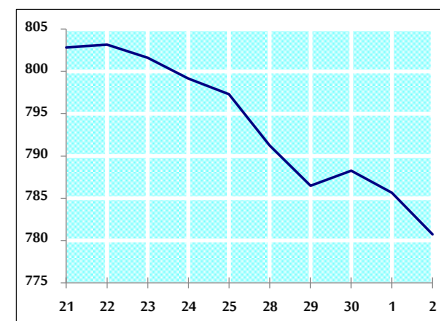
VALUE TRADED BY SECTOR THURSDAY 2/7/2020



GENERAL FREE FLOAT PRICE INDEX FROM 21/6 TO 2/7/2020



ASE20 FREE FLOAT PRICE INDEX FROM 21/6 TO 2/7/2020



GENERAL PRICE INDEX FROM 21/6 TO 2/7/2020

