

## Daily Summary for Amman Stock Exchange

### VALUE TRADED (JD)

	2019	2020	NET CHANGE	CHANGE (%)
Daily	6,729,500	3,377,096	-3,352,404	-49.82%
Cumulative(1/7-5/7)	15,707,095	10,643,934	-5,063,161	-32.23%
Cumulative(2/1-5/7)	683,772,804	426,253,246	-257,519,558	-37.66%

### NO. OF SHARES TRADED

	2019	2020	NET CHANGE	CHANGE (%)
Daily	6,578,520	3,348,469	-3,230,051	-49.10%
Cumulative(1/7-5/7)	16,166,577	11,049,015	-5,117,562	-31.66%
Cumulative(2/1-5/7)	550,421,253	414,376,106	-136,045,147	-24.72%

### NO. OF TRANSACTIONS

	2019	2020	NET CHANGE	CHANGE (%)
Daily	3,794	1,732	-2,062	-54.35%
Cumulative(1/7-5/7)	9,506	5,495	-4,011	-42.19%
Cumulative(2/1-5/7)	252,941	168,133	-84,808	-33.53%

### SOME FINANCIAL RATIOS FOR THE ASE (5/7/2020)

SECTOR	P/E	P/BV	DIVIDEND YIELD (%)	TURNOVER (%)
FINANCIAL	9.160	0.743	0.170	0.040
SERVICES	12.511	0.971	4.845	0.068
INDUSTRY	14.888	1.215	3.504	0.072
OVERALL	9.742	0.852	1.775	0.050

### STOCK PRICE INDEX WEIGHTED BY FREE FLOAT MARKET CAPITALIZATION (1999=1000)

	THURSDAY 02/07/2020	SUNDAY 05/07/2020	% CHANGE	
			DAY BEFORE	YTD
GENERAL	1589.6	1576.3	-0.84%	-13.16%
FINANCIAL	2096.3	2076.3	-0.95%	-15.25%
SERVICES	1157.1	1148.9	-0.71%	-11.15%
INDUSTRY	1788.4	1783.9	-0.25%	-3.93%

### STOCK PRICE INDEX WEIGHTED BY FREE FLOAT MARKET CAPITALIZATION ASE20 (2014=1000)

	780.7	773.3	-0.95%	-13.20%
--	-------	-------	--------	---------

### STOCK PRICE INDEX WEIGHTED BY MARKET CAPITALIZATION (1991=1000)

	THURSDAY 02/07/2020	SUNDAY 05/07/2020	% CHANGE	
			DAY BEFORE	YTD
GENERAL	2907.7	2882.1	-0.88%	-17.98%
BANKS	5535.8	5458.4	-1.40%	-23.07%
INSURANCE	1314.7	1314.0	-0.05%	2.45%
SERVICES	667.6	666.0	-0.24%	-9.48%
INDUSTRY	2303.3	2297.9	-0.23%	-12.06%

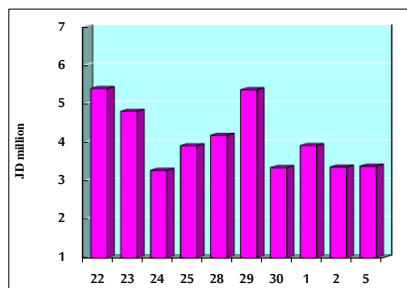
### STOCK PRICE MARKET INDEX WEIGHTED BY FREE FLOAT MARKET CAP. (2012=1000)

	THURSDAY 02/07/2020	SUNDAY 05/07/2020	% CHANGE	
			DAY BEFORE	YTD
FIRST MARKET	840.6	832.3	-0.98%	-12.92%
SECOND MARKET	756.2	754.4	-0.24%	-9.76%

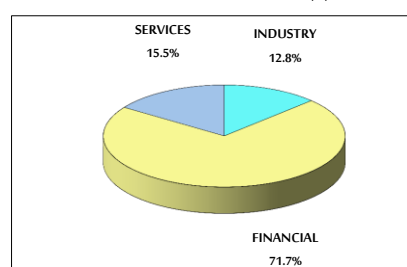
### MARKET CAPITALIZATION (JD)

	12,387,264,010	12,287,846,695	-0.80%	-17.61%
--	----------------	----------------	--------	---------

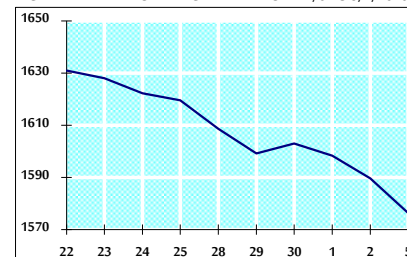
### VALUE TRADED FROM 22/6 TO 5/7/2020



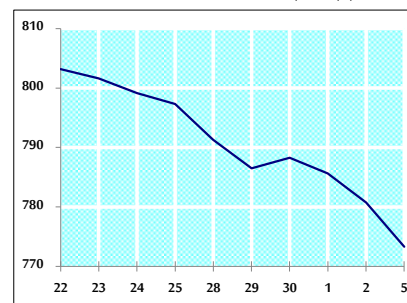
### VALUE TRADED BY SECTOR SUNDAY 5/7/2020



### GENERAL FREE FLOAT PRICE INDEX FROM 22/6 TO 5/7/2020



### ASE20 FREE FLOAT PRICE INDEX FROM 22/6 TO 5/7/2020



### GENERAL PRICE INDEX FROM 22/6 TO 5/7/2020

