

## Daily Summary for Amman Stock Exchange

### VALUE TRADED (JD)

	2019	2020	NET CHANGE	CHANGE (%)
Daily	4,188,988	17,016,897	12,827,909	306.23%
Cumulative(1/7-7/7)	26,764,241	30,555,087	3,790,846	14.16%
Cumulative(2/1-7/7)	694,829,950	446,164,399	-248,665,551	-35.79%

### NO. OF SHARES TRADED

	2019	2020	NET CHANGE	CHANGE (%)
Daily	4,680,436	25,250,994	20,570,558	439.50%
Cumulative(1/7-7/7)	27,813,833	38,833,475	11,019,642	39.62%
Cumulative(2/1-7/7)	562,068,509	442,160,566	-119,907,943	-21.33%

### NO. OF TRANSACTIONS

	2019	2020	NET CHANGE	CHANGE (%)
Daily	2,669	1,689	-980	-36.72%
Cumulative(1/7-7/7)	15,867	8,801	-7,066	-44.53%
Cumulative(2/1-7/7)	259,302	171,439	-87,863	-33.88%

### SOME FINANCIAL RATIOS FOR THE ASE (7/7/2020)

SECTOR	P/E	P/BV	DIVIDEND YIELD (%)	TURNOVER (%)
FINANCIAL	9.243	0.750	0.168	0.572
SERVICES	12.502	0.970	4.848	0.031
INDUSTRY	14.946	1.220	3.491	0.058
OVERALL	9.808	0.858	1.763	0.380

### STOCK PRICE INDEX WEIGHTED BY FREE FLOAT MARKET CAPITALIZATION (1999=1000)

	MONDAY 06/07/2020	TUESDAY 07/07/2020	% CHANGE	
			DAY BEFORE	YTD
GENERAL	1583.2	1586.3	0.19%	-12.61%
FINANCIAL	2088.4	2094.7	0.30%	-14.50%
SERVICES	1151.4	1149.3	-0.19%	-11.12%
INDUSTRY	1786.9	1790.9	0.23%	-3.56%

### STOCK PRICE INDEX WEIGHTED BY FREE FLOAT MARKET CAPITALIZATION ASE20 (2014=1000)

	777.5	779.3	0.22%	-12.53%
--	-------	-------	-------	---------

### STOCK PRICE INDEX WEIGHTED BY MARKET CAPITALIZATION (1991=1000)

	MONDAY 06/07/2020	TUESDAY 07/07/2020	% CHANGE	
			DAY BEFORE	YTD
GENERAL	2901.4	2901.4	0.00%	-17.43%
BANKS	5521.0	5515.5	-0.10%	-22.27%
INSURANCE	1314.0	1315.9	0.15%	2.60%
SERVICES	664.5	664.2	-0.03%	-9.72%
INDUSTRY	2304.0	2309.0	0.22%	-11.64%

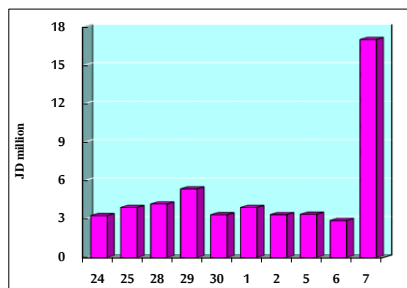
### STOCK PRICE MARKET INDEX WEIGHTED BY FREE FLOAT MARKET CAP. (2012=1000)

	MONDAY 06/07/2020	TUESDAY 07/07/2020	% CHANGE	
			DAY BEFORE	YTD
FIRST MARKET	836.3	838.4	0.24%	-12.29%
SECOND MARKET	753.7	755.0	0.17%	-9.70%

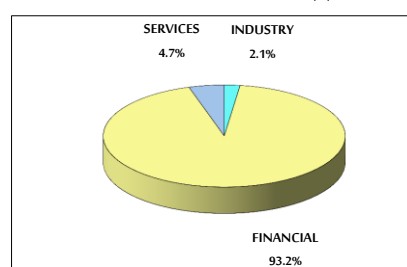
### MARKET CAPITALIZATION (JD)

	12,364,392,277	12,364,259,794	0.00%	-17.10%
--	----------------	----------------	-------	---------

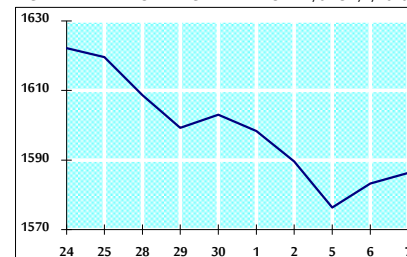
### VALUE TRADED FROM 24/6 TO 7/7/2020



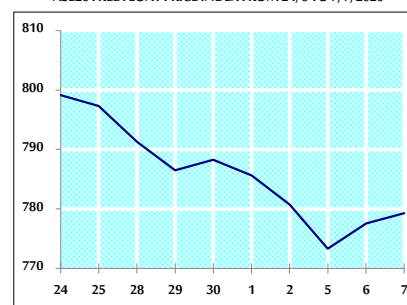
### VALUE TRADED BY SECTOR TUESDAY 7/7/2020



### GENERAL FREE FLOAT PRICE INDEX FROM 24/6 TO 7/7/2020



### ASE20 FREE FLOAT PRICE INDEX FROM 24/6 TO 7/7/2020



### GENERAL PRICE INDEX FROM 24/6 TO 7/7/2020

