

Daily Summary for Amman Stock Exchange

VALUE TRADED (JD)

	2019	2020	NET CHANGE	CHANGE (%)
Daily	4,298,200	5,095,842	797,642	18.56%
Cumulative(1/9-3/9)	16,865,789	11,940,240	-4,925,549	-29.20%
Cumulative(2/1-3/9)	942,660,164	622,326,694	-320,333,470	-33.98%

NO. OF SHARES TRADED

	2019	2020	NET CHANGE	CHANGE (%)
Daily	5,137,820	6,940,206	1,802,386	35.08%
Cumulative(1/9-3/9)	18,182,654	17,381,172	-801,482	-4.41%
Cumulative(2/1-3/9)	796,046,654	646,538,178	-149,508,476	-18.78%

NO. OF TRANSACTIONS

	2019	2020	NET CHANGE	CHANGE (%)
Daily	2,358	2,643	285	12.09%
Cumulative(1/9-3/9)	7,364	6,803	-561	-7.62%
Cumulative(2/1-3/9)	347,299	253,944	-93,355	-26.88%

SOME FINANCIAL RATIOS FOR THE ASE (3/9/2020)

SECTOR	P/E	P/BV	DIVIDEND YIELD (%)	TURNOVER (%)
FINANCIAL	9.153	0.743	0.170	0.108
SERVICES	12.018	0.991	5.323	0.129
INDUSTRY	15.690	1.281	3.355	0.086
OVERALL	9.860	0.865	1.813	0.110

STOCK PRICE INDEX WEIGHTED BY FREE FLOAT MARKET CAPITALIZATION (1999=1000)

	WEDNESDAY 02/09/2020	THURSDAY 03/09/2020	% CHANGE	
			DAY BEFORE	YTD
GENERAL	1575.5	1581.6	0.39%	-12.87%
FINANCIAL	2093.4	2101.5	0.39%	-14.22%
SERVICES	1114.6	1119.4	0.43%	-13.43%
INDUSTRY	1827.3	1832.4	0.28%	-1.32%

STOCK PRICE INDEX WEIGHTED BY FREE FLOAT MARKET CAPITALIZATION ASE20 (2014=1000)

	771.5	773.6	0.27%	-13.17%
--	-------	-------	-------	---------

STOCK PRICE INDEX WEIGHTED BY MARKET CAPITALIZATION (1991=1000)

	WEDNESDAY 02/09/2020	THURSDAY 03/09/2020	% CHANGE	
			DAY BEFORE	YTD
GENERAL	2894.4	2910.6	0.56%	-17.17%
BANKS	5395.2	5432.6	0.69%	-23.44%
INSURANCE	1298.1	1299.4	0.11%	1.32%
SERVICES	664.6	667.6	0.46%	-9.26%
INDUSTRY	2388.6	2397.6	0.38%	-8.25%

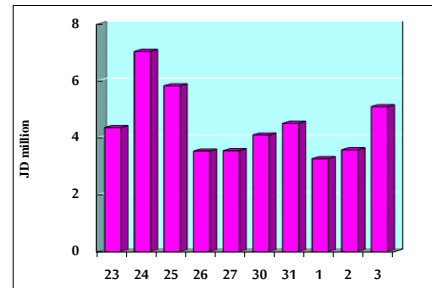
STOCK PRICE MARKET INDEX WEIGHTED BY FREE FLOAT MARKET CAP. (2012=1000)

	WEDNESDAY 02/09/2020	THURSDAY 03/09/2020	% CHANGE	
			DAY BEFORE	YTD
FIRST MARKET	829.3	831.7	0.28%	-12.99%
SECOND MARKET	786.3	796.3	1.26%	-4.76%

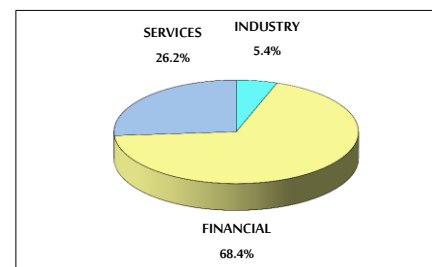
MARKET CAPITALIZATION (JD)

	12,287,203,621	12,353,540,589	0.54%	-17.17%
--	----------------	----------------	-------	---------

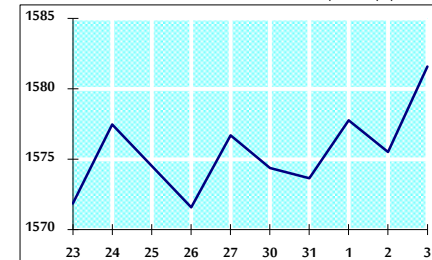
VALUE TRADED FROM 23/8 TO 3/9/2020



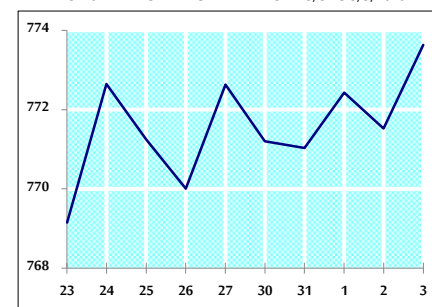
VALUE TRADED BY SECTOR THURSDAY 3/9/2020



GENERAL FREE FLOAT PRICE INDEX FROM 23/8 TO 3/9/2020



ASE20 FREE FLOAT PRICE INDEX FROM 23/8 TO 3/9/2020



GENERAL PRICE INDEX FROM 23/8 TO 3/9/2020

