

Daily Summary for Amman Stock Exchange

VALUE TRADED (JD)

	2019	2020	NET CHANGE	CHANGE (%)
Daily	5,309,085	4,762,732	-546,353	-10.29%
Cumulative(1/9-7/9)	27,991,057	19,998,208	-7,992,849	-28.56%
Cumulative(2/1-7/9)	953,785,432	630,384,662	-323,400,770	-33.91%

NO. OF SHARES TRADED

	2019	2020	NET CHANGE	CHANGE (%)
Daily	4,562,924	7,808,701	3,245,777	71.13%
Cumulative(1/9-7/9)	28,742,412	29,896,010	1,153,598	4.01%
Cumulative(2/1-7/9)	806,606,412	659,053,016	-147,553,396	-18.29%

NO. OF TRANSACTIONS

	2019	2020	NET CHANGE	CHANGE (%)
Daily	2,489	3,033	544	21.86%
Cumulative(1/9-7/9)	12,560	12,047	-513	-4.08%
Cumulative(2/1-7/9)	352,495	259,188	-93,307	-26.47%

SOME FINANCIAL RATIOS FOR THE ASE (7/9/2020)

SECTOR	P/E	P/BV	DIVIDEND YIELD (%)	TURNOVER (%)
FINANCIAL	9.091	0.738	0.171	0.088
SERVICES	11.504	1.003	5.299	0.138
INDUSTRY	15.715	1.289	3.336	0.290
OVERALL	9.845	0.864	1.816	0.124

STOCK PRICE INDEX WEIGHTED BY FREE FLOAT MARKET CAPITALIZATION (1999=1000)

	SUNDAY 06/09/2020	MONDAY 07/09/2020	% CHANGE	
			DAY BEFORE	YTD
GENERAL	1581.8	1583.9	0.13%	-12.74%
FINANCIAL	2102.9	2099.4	-0.17%	-14.31%
SERVICES	1119.4	1128.6	0.82%	-12.72%
INDUSTRY	1834.5	1840.0	0.30%	-0.92%

STOCK PRICE INDEX WEIGHTED BY FREE FLOAT MARKET CAPITALIZATION ASE20 (2014=1000)

	773.2	772.4	-0.11%	-13.31%
--	-------	-------	--------	---------

STOCK PRICE INDEX WEIGHTED BY MARKET CAPITALIZATION (1991=1000)

	SUNDAY 06/09/2020	MONDAY 07/09/2020	% CHANGE	
			DAY BEFORE	YTD
GENERAL	2903.0	2906.4	0.12%	-17.29%
BANKS	5401.4	5388.0	-0.25%	-24.07%
INSURANCE	1301.6	1298.7	-0.22%	1.26%
SERVICES	669.7	673.2	0.52%	-8.50%
INDUSTRY	2397.9	2412.2	0.60%	-7.69%

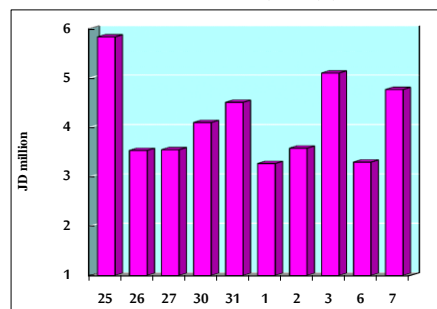
STOCK PRICE MARKET INDEX WEIGHTED BY FREE FLOAT MARKET CAP. (2012=1000)

	SUNDAY 06/09/2020	MONDAY 07/09/2020	% CHANGE	
			DAY BEFORE	YTD
FIRST MARKET	831.2	831.2	0.00%	-13.04%
SECOND MARKET	805.0	814.5	1.17%	-2.58%

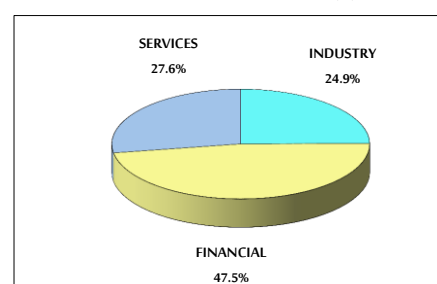
MARKET CAPITALIZATION (JD)

	12,327,552,327	12,342,762,514	0.12%	-17.24%
--	----------------	----------------	-------	---------

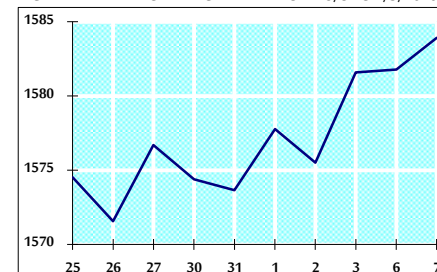
VALUE TRADED FROM 25/8 TO 7/9/2020



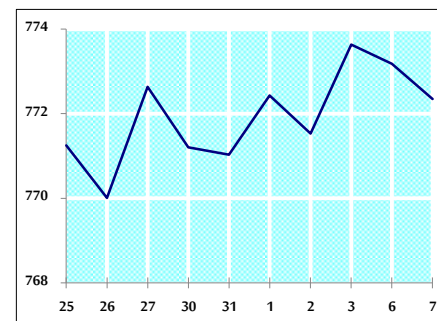
VALUE TRADED BY SECTOR MONDAY 7/9/2020



GENERAL FREE FLOAT PRICE INDEX FROM 25/8 TO 7/9/2020



ASE20 FREE FLOAT PRICE INDEX FROM 25/8 TO 7/9/2020



GENERAL PRICE INDEX FROM 25/8 TO 7/9/2020

